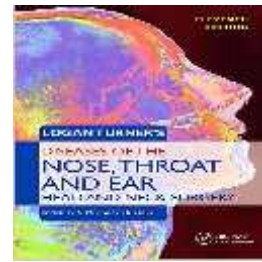


Logan Turner's Diseases of the Nose, Throat and Ear: Head and Neck Surgery, 11th Edition by S. Musheer Hussain

Price \$79.95 Paperback: 751 pages
Publisher: CRC Press; 11 edition (December 21, 2015)
Language: English
ISBN-10: 0340987324
ISBN-13: 978-0340987322



First published over 100 years ago, Logan Turner's Diseases of the Nose, Throat and Ear: Head & Neck Surgery covers the whole of otolaryngology in 70 chapters. This classic textbook has been completely updated and expanded to reflect the increasing sophistication of diagnostic and management skills. All sub-specialities are covered with the content grouped into five major sections:

Rhinology , Head and Neck , Otolaryngology , Paediatric Otorhinolaryngology, Radiology

Each chapter in this new edition includes key learning points, up-to-date references, and suggestions for further reading. The contributors are leaders in their respective fields – a virtual list of ‘who’s who’ of British otolaryngology head & neck surgery.

Management of Tumors in the Temporal Bone (Modern Otolaryngology and Neurotology)
by Ke nichi Nibu


Price \$159.00 Series: Modern Otolaryngology and Neurotology (Book 1)
Hardcover: 200 pages
Publisher: Springer; 1st ed. 2015 edition (September 14, 2015)
Language: English
ISBN-10: 4431541918
ISBN-13: 978-4431541912

NO
IMAGE

Various lesions including benign and malignant tumors develop in the temporal bone. Since these lesions are surrounded by compact bones involving critical organs such as internal carotid artery and cranial nerves, considerable experience and techniques are required in surgical treatment and surgical treatments often accompanied by severe sequelae. Thus, treatment plan depends on the type of pathology, size, involved structures, age, health status and patient preference. In general, young healthy patients with small tumors are good candidates for surgery. Patients in poor health or with large tumors may choose to undergo radiation or chemotherapy according to the type of pathology. While several books related to the tumors of temporal bone have been published, these books only refer to the anatomy and/or surgical techniques but not to the other treatment options such as radiotherapy or chemotherapy. The aim of this book is to provide the state of the art of comprehensive management of tumors in the temporal bone for professional otologists, head and neck surgeons, and neurosurgeons. The chapters include not only various surgical techniques but also multimodal treatment including chemotherapy, radiotherapy, chemoradiotherapy and particle therapy. Each chapter will be written by the leading expert in the respective field including otology, head and neck surgery, neurosurgery, medical oncology and radiology.

The Oxygen Advantage: The Simple, Scientifically Proven Breathing Techniques for a Healthier, Slimmer, Faster, and Fitter You by Patrick McKeown

Hardcover: 368 pages
Publisher: William Morrow (September 15, 2015)
Language: English
ISBN-10: 0062349457
ISBN-13: 978-0062349453




A simple yet revolutionary approach to improving your body's oxygen use, increasing your health, weight loss, and sports performance—whether you're a recovering couch potato or an Ironman triathlon champion. With a foreword by New York Times bestselling author Dr. Joseph Mercola.

Achieve more with less effort: The secret to weight loss, fitness, and wellness lies in the most basic and most overlooked function of your body—how you breathe. One of the biggest obstacles to better health and fitness is a rarely identified problem: chronic over-breathing. We often take many more breaths than we need—without realizing it—contributing to poor health and fitness, including a host of disorders, from anxiety and asthma to insomnia and heart problems. In *The Oxygen Advantage*, the man who has trained over 5,000 people—including Olympic and professional athletes—in reduced breathing exercises now shares his scientifically validated techniques to help you breathe more efficiently. Patrick McKeown teaches you the fundamental relationship between oxygen and the body, then gets you started with a Body Oxygen Level Test (BOLT) to determine how efficiently your body uses oxygen. He then shows you how to increase your BOLT score by using light breathing exercises and learning how to simulate high altitude training, a technique used by Navy SEALs and professional athletes to help increase endurance, weight loss, and vital red blood cells to dramatically improve cardio-fitness. Following his program, even the most out-of-shape person (including those with chronic respiratory conditions such as asthma) can climb stairs, run for a bus, or play soccer without gasping for air, and everyone can achieve:

Operative Surgery of the Nose, Throat, and Ear, Vol. 2 of 2: For Laryngologists, Rhinologists, Otologists and Surgeons (Classic Reprint) by Hanau W. Loeb

Paperback: 454 pages
Publisher: Forgotten Books (September 27, 2015)
Language: English
ISBN-10: 1330206010
ISBN-13: 978-1330206010



Excerpt from *Operative Surgery of the Nose, Throat, and Ear, Vol. 2 of 2: For Laryngologists, Rhinologists, Otologists and Surgeons* this book is a reproduction of an important historical work. Forgotten Books uses state-of-the-art technology to digitally reconstruct the work, preserving the original format whilst repairing imperfections present in the aged copy. In rare cases, an imperfection in the original, such as a blemish or missing page, may be replicated in our edition. We do, however, repair the vast majority of imperfections successfully; any imperfections that remain are intentionally left to preserve the state of such historical works.

CPT 2016 Express Reference Coding Card Ear, Nose, Throat Lam Crds Edition by American Medical Association

Paperback: 2 pages
Publisher: Amer Medical Assn; Lam Crds edition (November 2015)
Language: English
ISBN-10: 1622022440
ISBN-13: 978-1622022441

Each double-sided, laminated CPT(R) 2016 Express Reference coding card is designed to facilitate proper CPT(R) coding by supplying hundreds of the most commonly reported CPT codes per medical specialty. These easy-to-use reference cards allow health care providers and staff members to easily locate a desired code, which can then be referenced in the CPT codebook. A separate modifiers card lists all modifiers used with CPT and HCPCS codes.

2016 Coding Guide Ear, Nose & Throat by James B. Davis

Paperback: 750 pages
Publisher: Practice Management Information Corporation (PMIC) (December 1, 2015)
Language: English
ISBN-10: 1943009244
ISBN-13: 978-1943009244

**NO
IMAGE**

The 2016 Coding Guide series is designed to present the coding, compliance, and regulatory information you need for your specialty in a single, comprehensive resource. Because all of the critical information is presented together in an easy-to-use format, you will be able to code faster. Plus, the Medicare edits and CCI exclusion codes and other information will help you to avoid claim problems and reduce audit liability. Each 2016 Coding Guide includes: *Comprehensive introduction to CPT®, ICD-10-CM, and HCPCS coding *National correct coding requirements for your specialty *Documentation guidelines *CPT® 2016 codes most commonly reported by your specialty with full descriptions and coding notes *ICD-10-CM 2016 diagnosis codes most commonly reported to support the listed CPT® code(s) *HCPCS 2016 supply, materials and injection codes most commonly reported by your specialty *Current Medicare edits including relative values (RVU), post-op days, coverage restrictions, policies regarding multiple procedures, bilateral procedures, payment for assistant surgeon, and more. *Current and complete CCI edits with modifier indicators

Primary Care ENT Paperback – October 7, 2015

by Edoardo Cervoni M.D. (Author)

Product Details


Paperback: 158 pages

Publisher: CreateSpace Independent Publishing Platform; 1 edition (October 7, 2015)

Language: English

ISBN-10: 1517722926

ISBN-13: 978-1517722920 Price:\$30.00



ENT diseases represent a very significant percentage of the day-to-day cases seen in a GP clinic. Unfortunately, the educational curriculum of the Medical Schools and Family Doctor/GP training program does not parallel the high prevalence of ENT diseases. As a result, GPs may refer many patients to Secondary Care with ENT problems when they could handle them in Primary Care. It is legitimate to assume that a better understanding of the clinical history, clinical examination and accurate management of ENT diseases, might lead if not to a reduction in the number of specialist visits requested by GPs, to a better management of the ENT patient. This book is not a complete compendium of Otolaryngology. Instead, it wants to be a practical guide for the Primary Care provider. The topics covered are common and the ENT diseases management is the one you would expect to take place in a Primary Care setting. The use of ENT diagnostic instrumentation refers to what should be available in any GP Surgery. I think this book is a useful addition to the library of medical students, GPs in training and Board Certified Family Physicians. Its format is simple and the text is minimal. The topics are organized in such a way as to highlight when a patient should be sent to a specialist immediately and when it can be efficiently managed in General Practice.

Free Radicals in ENT Pathology (Oxidative Stress in Applied Basic Research and Clinical Practice) 2015th Edition

by Josef Miller (Editor), Colleen G Le Prell (Editor), Leonard Rybak (Editor)

Product Details

Series: Oxidative Stress in Applied Basic Research and Clinical Practice


Hardcover: 507 pages

Publisher: Humana Press; 2015 edition (May 1, 2015)

Language: English

ISBN-10: 3319134728

ISBN-13: 978-3319134727 Price:\$168.17



This comprehensive volume examines the current state of free radical biology and its impact on otology, laryngology, and head and neck function. The chapters collectively highlight the interrelationship of basic and translational studies in each area, define the challenges to translation, and identify the existing basic issues that demand investigation as well as the opportunities for novel intervention to prevent and treat ENT pathology and impairment. In each chapter, or in some cases pairs of chapters, the author(s) have included or married issues of basic research with translational challenges and research, thus defining the pathway by which new basic insights may lead to interventions to prevent or treat impairment. The final chapter of this book reflects a meeting of all the contributors, culminating in a discussion and “white paper” that identifies the challenges to the field and defines the studies and collaborations that may lead to improved understanding of free radical biology in ENT and, subsequently, new interventions to medically treat ENT pathology.

Otolaryngology: A Color Handbook (Medical Color Handbook Series) Paperback – February 1, 2016

by Monica O. Patadia (Author), James A. Stankiewicz (Author)

Product Details

Series: Medical Color Handbook Series

Paperback: 280 pages

Publisher: Apple Academic Press (February 1, 2016)

Language: English

ISBN-10: 1482253763

ISBN-13: 978-1482253764

This book is designed to help the busy practitioner develop a differential diagnosis for the otolaryngology problems they encounter in the outpatient, inpatient, or emergency setting. The authors discuss clinical presentations and treatments, complemented by photographs of examinations and procedures to help physicians with diagnosis. The book features concise descriptions and highlights key treatment plans for the most common conditions in otolaryngology. For ease of reference, chapters are organized into five major sections, reflecting the make-up of the specialty: Otolology, Rhinology/Skull Base, Laryngology, Head & Neck, Facial Plastics, and Pediatrics. Easy to read and richly illustrated with relevant clinical photographs and diagrams, Otolaryngology: A Color Handbook will be an indispensable reference for otolaryngologists, primary care providers, physician assistants, nurses, and students.

KJ Lee's Essential Otolaryngology, 11th edition 11th Edition

by Lee (Author)

Product Details


Paperback: 1232 pages

Publisher: McGraw-Hill Education / Medical; 11 edition (October 9, 2015)

Language: English

ISBN-10: 0071849920

ISBN-13: 978-0071849920 Price: \$120.00



The leading guide in otolaryngology – invaluable for board review or as a clinical refresher

For more than four decades, K.J. Lee's Essential Otolaryngology: Head and Neck Surgery has been the premier national and international guide to otolaryngology. The eleventh edition of this classic reference has been thoroughly updated to bring you up to speed with today's practice of otolaryngology.

This concise, easy-to-follow book presents the latest clinical information to help you treat the wide range of conditions involving the head and neck or prep for board review. It is organized to allow for quick clinical recall and high yield review of the field's must-know information.

Master Techniques in Otolaryngology - Head and Neck Surgery: Rhinology (Master Techniques in Otolaryngology Surgery) First Edition

by David Kennedy (Author)

Product Details

Series: Master Techniques in Otolaryngology Surgery


Hardcover: 448 pages

Publisher: LWW; First edition (July 23, 2015)

Language: English

ISBN-10: 1451175574

ISBN-13: 978-1451175578 Price: \$249.99



This new volume in the Master Techniques in Otolaryngology series offers both the specialist and generalist a tightly focused, practical, and authoritative approach to more than 40 common and advanced procedures in rhinology. Following the successful format of other books in the series, Head and Neck Surgery: Rhinology provides step-by-step instructions and hundreds of superb illustrations covering not only endoscopic sinus surgery, but also open sinus surgery techniques, techniques for the removal of neoplasms, transnasal orbital techniques, and more.

Regenerative Medicine in Otolaryngology 2015th Edition

by Juichi Ito (Editor)

Product Details


Hardcover: 243 pages

Publisher: Springer; 2015 edition (May 8, 2015)

Language: English

ISBN-10: 4431548556

ISBN-13: 978-4431548553 Price: \$159.00



This book describes an exciting new movement using regenerative medicine to treat patients with otolaryngological diseases. The emerging field of regenerative medicine uses tissue engineering, which combines medicine and engineering not only to treat the diseases themselves but also to enable recovery of the function of affected areas. As otolaryngology covers wide regions, including many diseases of the head and neck, the book is divided into sections, each corresponding to a different anatomical structure — the ear, nose, or pharynx, larynx and head and neck. The structural developments of each region, the underlying mechanisms of diseases specific to these regions, their experimental models and proposals for new regenerative treatment are all discussed in detail. The various diseases and symptoms considered in the book include inner ear and middle ear diseases, rhinitis, nasal sinusitis and otolaryngological cancers. To date there have been few clinical studies reporting regenerative medical applications in the field of otolaryngology, but in this volume leading authors present the latest research findings to help provide new therapies for patients in the future. This state-of-the-art information makes the book a valuable professional reference work for all doctors and researchers who focus on regenerative treatments in the field of otolaryngology and neuroscience.

Sataloff's Comprehensive Textbook of Otolaryngology 1st Edition

by Robert T. Sataloff (Author)

Product Details

Hardcover: 6000 pages

Publisher: Jaypee Brothers Medical Pub; 1 edition (November 30, 2015)

Language: English

ISBN-10: 935152745X

ISBN-13: 978-9351527459 Price: \$ 800.00



Sataloff's Comprehensive Textbook of Otolaryngology (Six Volume Set) is a multi-volume textbook covering basic and clinical science across the entire field of otolaryngology. Volumes in the set include; otology, neurotology and skull-based surgery; rhinology, allergy and immunology; facial plastic and reconstructive surgery; laryngology; head and neck surgery; and paediatric otolaryngology. The full set is enhanced by over 5000 full colour images and illustrations, spanning nearly 6000 pages, complete with a comprehensive index on DVD. Edited by Robert T Sataloff from Drexel University College of Medicine, Philadelphia, each volume includes contributions from internationally recognised experts in otolaryngology, ensuring authoritative content throughout. Sataloff's Comprehensive Textbook of Otolaryngology (Six Volume Set) is an indispensable, in-depth guide to the field for all otolaryngology practitioners. Key Points * Six-volume set covering the entire field of otolaryngology * Volumes include otology/neurotology, rhinology, plastic surgery, laryngology, head and neck surgery, and paediatric otolaryngology * Over 5000 full colour images and illustrations across six volumes * Edited by Robert T Sataloff, with contributions from internationally recognised otolaryngology experts

Geriatric Otolaryngology 1st Edition

by Robert T Sataloff (Editor), Michael M. Johns (Editor), Karen M. Kost (Editor)

Product Details

Hardcover: 274 pages

Publisher: Thieme; 1 edition (April 29, 2015)

Language: English

ISBN-10: 1626239770

ISBN-13: 978-1626239777 Price: \$ 99.99



A burgeoning elderly population has led to a great increase in the number of geriatric otolaryngology patients, and a comprehensive reference on the specialty will be invaluable in optimizing patient care. Geriatric Otolaryngology, published collaboratively by the American Academy of Otolaryngology-Head and Neck Surgery Foundation (AAO-HNSF) and Thieme, focuses on the unique challenges facing otolaryngologists and primary care physicians in managing ear, nose, and throat disorders in the elderly. It provides readers with the essential information they need to successfully treat this rapidly growing patient population.

Clinical Manual of Otolaryngology: (Head and Neck Surgery) 1st Edition (in stock)

by Terence M. Davidson (Author), Jacob Husseman (Author)

Product Details

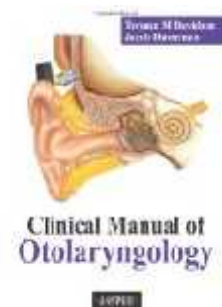
Hardcover: 282 pages

Publisher: Jaypee Brothers Medical Pub; 1 edition (January 31, 2013)

Language: English

ISBN-10: 9350259931

ISBN-13: 978-9350259931 \$ 49.50



Clinical Manual of Otolaryngology discusses key diseases of the head and neck, their diagnosis and their treatment. Beginning with an introduction history and physical examination, the following chapters describe common conditions in different parts of the head and neck - the ear, the nose, the throat and the neck. Chapters on facial plastic and reconstructive surgery, psychosocial considerations, sleep medicine, and HIV/AIDS and Hepatitis, are also included. Authored by recognised specialists from the University of California School of Medicine, San Diego, this clinical manual includes more than 200 colour images and illustrations, as well as case studies on cosmetic surgery and maxillofacial trauma. Key Points * Clinical manual discussing key diseases of the head and neck * Examines numerous different conditions affecting the ear, nose, throat and neck * Includes chapter on facial plastic and reconstructive surgery with case studies * Authored by specialists from the University of California School of Medicine, San Diego

Diseases of Ear, Nose and Throat: Head and Neck Surgery 1 Pap/Psc Edition (in stock)

by Mohan, Ph.D. Bansal (Author)

Product Details


Paperback: 661 pages

Publisher: Jaypee Brothers Medical Pub; 1 Pap/Psc edition (October 2012)

Language: English

ISBN-10: 9350259435

ISBN-13: 978-9350259436 Price: \$ 65.25



This book is a comprehensive guide to diseases of the ear, nose and throat. Beginning with an introduction to anatomy and physiology, each of the following sections is dedicated to a different area of the head and neck, discussing numerous conditions that may occur, their diagnosis and their treatment. Free access to an online resource offers an image bank, multiple choice questions with explanatory answers for self assessment, videos depicting numerous surgical techniques and regular online updates. Packed with more than 750 well-illustrated images, tables and flow charts, this manual also includes an appendix with 101 clinical 'secrets', problem-oriented cases and miscellaneous key points. Key Points * Comprehensive guide to diseases of the ear, nose and throat * Free online access to image bank, MCQs and surgical videos * Includes more than 750 images, tables and flow charts * Appendix features 101 clinical secrets, problem-oriented cases and key points

Image-Based Case Studies in ENT AND HEAD & NECK SURGERY 1st Edition (in stock)
by Rahmat Omar (Author), Prepageran Narayanan (Author), Ghauth Jasmon (Foreword)

Product Details

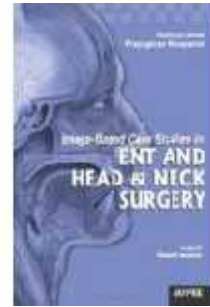
Paperback: 130 pages

Publisher: Jaypee Brothers Medical Pub; 1 edition (May 31, 2013)

Language: English

ISBN-10: 9350900890

ISBN-13: 978-9350900895



This atlas describes clinical cases in ENT (Ear, Nose and Throat) encountered by clinicians in daily practice. Divided into four sections - otology, rhinology, head and neck, and laryngology, each case describes current surgical procedures and evidence-based management techniques. Each case is illustrated by high quality photographs taken using techniques such as endoscopy and videostroboscopy with corresponding questions. Key points * Concise atlas of clinical cases in ENT * Divided into four sections covering otology, rhinology, head and neck, and laryngology * Highly illustrated with photographs and corresponding questions