

## Challenging Concepts in Neurosurgery Cases with Expert Commentary

Edited by Robin Bhatia and Ian Sabin

Challenging Concepts

978-0-19-965640-0 Oxford University Press; 1 edition (July 21, 2015)

**Price: £55.00** Paperback 256 pages



Part of the Challenging Concepts in series, this book is a case-based guide to challenging clinical scenarios in neurosurgery covering the major sub-speciality areas of oncology, vascular neurosurgery, brain and spine trauma, paediatrics, spinal degenerative disease, peripheral and cranial nerves, functional neurosurgery and infection. Specific cases are examined with consideration of clinical presentation, diagnostics, and surgical principles, with a summary of evidence from the neurosurgical literature highlighting areas of interest and controversy

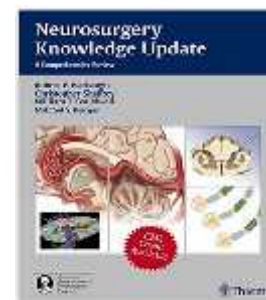
## Neurosurgery Knowledge Update: A Comprehensive Review 1st Edition

by Robert Harbaugh, Christopher I. Shaffrey William T. Couldwell, Mitchel S. Berger

**price \$249.99** Hardcover:

Publisher: Thieme; 1 edition (June 12, 2015)

ISBN-13: 978-1626230361 984 pages



Certification from the American Board of Neurological Surgeons (ABNS) is the gold standard for certification of neurosurgeons practicing in the U.S. This text is the most up-to-date board review guide for neurosurgeons. It features actual cases, over 300 high-quality illustrations and images, clinical overviews, and a Q and A that mimics the ABNS exam format.

## Oxford Desk Reference: Acute Medicine

Edited by Richard Leach, Kevin Moore, and Derek Bell

Series: Oxford Desk Reference Series

**Price: £60.00** Hardcover: 816 pages

Publisher: Oxford University Press; 1 edition (December 1, 2015)

ISBN-10: 019956597X

ISBN-13: 978-0199565979



In this era of evidence-based medicine, one of the biggest challenges confronting acute medicine clinicians is keeping abreast with the rapidly changing recommendations that guide clinical practice. Oxford Desk Reference: Acute Medicine allows easy access to evidence-based materials on commonly encountered acute medical problems to ensure the optimum management of the acutely unwell patient. Collating all the research-based guidelines and protocols in one easily accessible place and presenting it in a uniform style, this practical book is hugely advantageous for a busy clinician as it is not always easy to access research-based guidelines and

## Manual of Minor Oral Surgery for the General Dentist 2nd Edition

by Pushkar Mehra , Richard D'Innocenzo

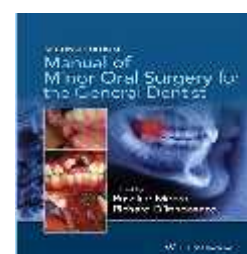
**Price: \$99.99** Paperback: 312 pages

Publisher: Wiley-Blackwell; 2 edition (August 3, 2015)

Language: English

ISBN-10: 1118432150

ISBN-13: 978-1118432150



The Manual of Minor Oral Surgery for the General Dentist, Second Edition continues the aim of providing clear and practical guidance to common surgical procedures encountered in general practice. Fully revised and updated with three additional chapters, the book approaches each procedure through detailed, step-by-step description and illustration. Ideal for general dental practitioners and students, the book is an indispensable tool for planning, performing, and evaluating a range of surgical procedures in day-to-day practice. The Manual of Minor Oral Surgery for the General Dentist begins with an expanded chapter on patient evaluation and history taking and a

## Rossi's Principles of Transfusion Medicine Hardcover – 4 Mar 2016

by Toby L. Simon , Jeffrey McCullough , Edward L. Snyder


Hardcover: 856 pages

Publisher: Wiley-Blackwell; 5th Edition edition (4 Mar. 2016)

Language: English

ISBN-10: 1119012996

ISBN-13: 978-1119012993



Transfusion medicine as a multidisciplinary clinical specialty allied to blood banking continues to be a dynamic and increasingly complex evolution. Patients who require blood transfusions generally fall into two categories: those requiring transfusions resulting from acute blood loss that might be associated with surgery or accident; or those requiring chronic transfusions associated with treatment for chronic anaemias, chemotherapy, or bone marrow transplant. As such transfusion medicine impacts all areas of critical care medicine, and multiple areas of chronic care. Rossi's Principles of Transfusion Medicine is the most comprehensive and practical reference on transfusion science and medicine available. Now updated for a fifth edition with new material on donor care – including the frequency of donation and management of iron deficiency/status, patient blood management, hemovigilance, and the novel cellular therapies and stem cell transplantation. This is a key resource for specialists and trainees in transfusion medicine and blood banking, as well as physicians, nurses, and medical technologists active in the transfusion of patients.

## Recognizing and Correcting Developing Malocclusions: A Problem-Oriented Approaches to Orthodontics

Eustáquio A. Araújo (Editor), Peter H. Buschang (Editor)


**Price \$159.99** Paperback 296 pages

Publisher: January 2016, Wiley-Blackwell

Language: English

ISBN-10: 1118886127

ISBN-13: 978-1118886120



Recognizing and Correcting Developing Malocclusions: A Problem-Oriented Approach to Orthodontics provides an evidence-based approach to early treatment, an often-controversial topic. Based on decades of experience in clinical practice and education, Drs. Araújo and Buschang clearly present treatment protocols for mixed-dentition patients with various malocclusions and other orthodontic problems. Class I, Class II, and Class III malocclusions are covered extensively, along with eruptive deviations and open-bite malocclusions. The literature is comprehensively reviewed to ensure that the reader thoroughly understands the development, phenotypic characteristics and etiology of each type of malocclusion. Taking a problem-oriented approach, the authors provide detailed information for each case, develop comprehensive problem lists, and then provide evidence-based treatment solutions. The clinical focus of the text is ideal suited for private-practice clinician, with numerous references and academic underpinnings to ensure its suitability for orthodontic and pediatric dentistry residents.

## Minimally Invasive Dental Implant Surgery 1st Edition

by Daniel R. Cullum , Douglas Deporter

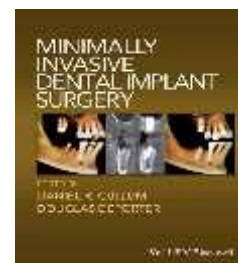
**Price \$149.99** Hardcover: 464 pages

Publisher: Wiley-Blackwell; 1 edition (November 2, 2015)

Language: English

ISBN-10: 0813814529

ISBN-13: 978-0813814520




Minimally Invasive Dental Implant Surgery presents a new clinical text and atlas focused on cutting edge and rapidly developing, minimally invasive treatment modalities and their applications to implant dentistry. Centered on progress in imaging, instrumentation, biomaterials and techniques, this book discusses both the “how to” as well as the “why” behind the concept of minimally invasive applications in implant surgery.

Drawing together key specialists for each topic, the book provides readers with guidance for a broad spectrum of procedures, and coalesces information on the available technologies into one useful resource. Minimally Invasive Dental Implant Surgery will be a useful new guide to implant specialists and restorative dentists seeking to refine their clinical expertise and minimize risk for their patients.

## **Pocket Orthopaedic Surgery** by Jamal Boughanem

Paperback: 390 pages  
Publisher: LWW (September 10, 2015)  
Language: English  
ISBN-10: 1451185669  
ISBN-13: 978-1451185669

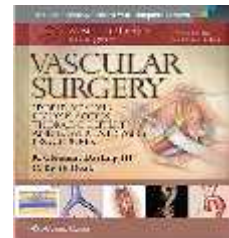


easy-to-use format. Concise and well organized, it provides must-know information on the pathophysiology, diagnostic criteria, and medical and surgical treatment of common orthopaedic surgery pathologies. This pocket-sized powerhouse delivers highly relevant orthopaedic coverage in an easily portable source, making reference quick and easy.

## **Master Techniques in Surgery: Vascular Surgery: Hybrid, Venous, Dialysis Access, Thoracic Outlet, and Lower Extremity Procedures First Edition**

by R. Clement Darling III, , C. Keith Ozaki

Series: Master Techniques in Surgery  
Hardcover: 320 pages  
Publisher: LWW; First edition (October 9, 2015)  
Language: English  
ISBN-10: 145119157X  
ISBN-13: 978-1451191578



Take your surgical skills to the next level with Vascular Surgery: Hybrid, Venous, Dialysis Access, Thoracic Outlet, and Lower Extremity Procedures, a volume in the Master Techniques in Surgery Series! This clinical reference provides the richly illustrated guidance you need to perfect a full range of hybrid, venous, dialysis access, thoracic outlet, and lower extremity techniques in vascular surgery, avoid and manage complications, and achieve optimal outcomes.

## **Hip Joint Restoration: Worldwide Advances in Arthroscopy, Arthroplasty, Osteotomy and Joint Preservation Surgery 1st ed. 2016 Edition**

by Joseph McCarthy Jr. (Editor), Richard Villar (Editor), Philip C. Noble (Editor)

### Product Details

Hardcover: 600 pages

Publisher: Springer; 1st ed. 2016 edition (March 28, 2016)

Language: English

ISBN-10: 1461406935

ISBN-13: 978-1461406938

Hip Joint Restoration is a comprehensive yet practical guide to the basic science and clinical applications of arthroscopy, arthroplasty, osteotomy and preservation surgery for the treatment of hip diseases and conditions. This generously illustrated text offers a comprehensive introduction to essential features of hip evaluations, the medical management of hip procedures, and treatment of specific conditions, and covers practical topics such as surgical anatomy of the hip, surgical approaches, instrumentation, and indications for arthroscopy and other surgical procedures aimed at restoration of the hip joint. Additional chapters cover clinical outcomes and quality of life following hip replacements, the current state of research and education of arthroscopic hip procedures throughout the world, and other topics such as complications and rehabilitation in different patient populations. This book will be a useful resource for orthopedic surgeons who routinely perform arthroscopic hip surgeries and replacements, as well as orthopedic residents and researchers.

## **Catheter Based Valve and Aortic Surgery 1st ed. 2016 Edition**

by Gorav Ailawadi (Editor), Irving Kron (Editor)

### Product Details

Hardcover: 410 pages

Publisher: Springer; 1st ed. 2016 edition (March 15, 2016)

Language: English

ISBN-10: 1493934309

ISBN-13: 978-1493934300 Price:\$149.00

This text provides a comprehensive, state-of-the-art review of catheter based approaches to valve and aortic diseases. The scope encompasses all the current and upcoming transcatheter aortic valve technologies as well as mitral, pulmonary and tricuspid valve technologies. Aortic diseases including transcatheter repair of descending aneurysms are included and the upcoming technologies designed to repair aortic dissections, traumatic injury, and ascending arch stent repair are highlighted.

Catheter Based Valve and Aortic Surgery will be a useful tool for cardiac and vascular surgeons, interventional cardiologists, general cardiologists, and clinicians and researchers with an interest in these exciting new developments in structural heart and vascular diseases.

## Female Genital Plastic and Cosmetic Surgery 1st Edition

by Michael P. Goodman (Author)

### Product Details


Hardcover: 304 pages

Publisher: Wiley-Blackwell; 1 edition (March 7, 2016)

Language: English

ISBN-10: 1118848519

ISBN-13: 978-1118848517 Price: \$199.95



Female genital plastic surgery has become an increasingly sought after option for women seeking “improvement” in genital appearance, relief from discomfort, and increased sexual pleasure. These surgeries are a combination of gynecologic, plastic, and cosmetic procedures. Every year sees a higher demand for physicians properly trained and able to perform these surgeries.

## Get ahead! SURGERY OSCEs and Data Interpretation 1st Edition

by Nadeem Hasan (Author), Holly Sitsapesan (Author), Caroline Watson (Author), James Wigley

### Product Details

Series: Get ahead!

Paperback: 300 pages

Publisher: CRC Press; 1 edition (February 5, 2016)

Language: English

ISBN-10: 1444170155

ISBN-13: 978-1444170153 Price: \$33.95



Get Ahead Surgery: OSCEs and Data Interpretation, the latest addition to the essential Get ahead! revision series, provides practical and invaluable revision for all medical students preparing for these challenging examinations.

A volume in the bestselling and highly praised Get ahead! series

Detailed scenarios covering the entire surgical syllabus ensure thorough preparation for these examinations. Each scenario contains a full mark scheme and accompanying detailed explanations allowing for a full understanding of revision needs.

Also includes abnormal findings, ensuring candidates are fully prepared beyond standard revision.

Written by a knowledgeable author team with extensive experience in the examination, Get ahead! Surgery: OSCEs and Data Interpretation, along with its companion volume on surgery and associated specialties, is the essential revision guide for not only passing but succeeding to exceptional standards within undergraduate clinical examinations.

## **Prosthetic Surgery in Urology 1st ed. 2016 Edition**

by Asif Muneer (Editor), Ian Pearce (Editor)

### Product Details

Hardcover: 150 pages

Publisher: Springer; 1st ed. 2016 edition (March 3, 2016)

Language: English

ISBN-10: 3319138588

ISBN-13: 978-3319138589 Price: \$139.00

Urologists interested in prosthesis surgery currently offer a range of procedures eg slings for incontinence in both men and women and is also within the remit of those undertaking AUS (artificial urinary sphincter) implantation and likewise andrological surgeons undertaking penile prosthesis also offer AUS. There are also a number of procedures which are common to all urologists with a general urology practice eg ureteric stents and testicular implants. However, the purpose of this book is to cover this area of urological surgery and provide a reference book for those interested in expanding their practice.

## **Civic and Medical Worlds in Early Modern England: Performing Barbery and Surgery (Early Modern Literature in History) Hardcover – March 2, 2016**

by Eleanor Decamp (Author)

### Product Details

Series: Early Modern Literature in History

Hardcover: 288 pages

Publisher: Palgrave Macmillan (March 2, 2016)

Language: English

ISBN-10: 1137471557

ISBN-13: 978-1137471550 Price: \$95.00

Through its rich foray into popular literary culture and medical history, this book investigates representations of regular and irregular medical practice in early modern England. Focusing on the prolific figures of the barber, surgeon and barber-surgeon, the author explores what it meant to the early modern population for a group of practitioners to be associated with both the trade guilds and an emerging professional medical world. The book uncovers the differences and cross-pollinations between barbers and surgeons' practices which play out across the literature: we learn not only about their cultural, civic, medical and occupational histories but also about how we should interpret patterns in language, name choice, performance, materiality, acoustics and semiology in the period. The investigations prompt new readings of Shakespeare, Jonson, Middleton and Beaumont, among others. And with chapters delving into early modern representations of medical instruments, hairiness, bloodletting procedures, waxy or infected ears, wart removals and skeletons, readers will find much of the contribution of this book is in its detail, which brings its subject to life.



## **Laparoscopic Surgery for Colorectal Cancer 1st ed. 2016 Edition**

by Yoshiharu Sakai (Editor)

### Product Details

Hardcover: 120 pages

Publisher: Springer; 1st ed. 2016 edition (March 30, 2016)

Language: English

ISBN-10: 4431557105

ISBN-13: 978-4431557104 Price: \$139.00

This book provides simplified principles of surgical anatomy for colorectal cancers with sophisticated drawings, standard laparoscopic procedures with striking photographs and illustrations, and advanced procedures such as lateral pelvic node dissection and “down to top” or “reverse” total mesorectal excision.

Oncological safety as well as minimum invasiveness of laparoscopic surgery for colorectal cancer has been acknowledged worldwide, based on long-term outcomes of several randomized controlled trials comparing laparoscopic surgery and open surgery. Developments in optical devices have provided us with a magnified clear vision of fine anatomical structures, facilitating our understanding of surgical anatomy and surgical procedures have been refined and improved accordingly.

## **Gynecologic and Obstetric Surgery: Challenges and Management Options 1st Edition**

by Arri Coomarasamy (Author), Mahmood Shafi (Author), Willy Davila (Author), K. K. Chan (Author)

### Product Details

Hardcover: 600 pages

Publisher: Wiley-Blackwell; 1 edition (February 29, 2016)

Language: English

ISBN-10: 0470657618

ISBN-13: 978-0470657614 Price:

Obstetric and gynecologic surgery is a craft that requires sound knowledge and skills. The knowledge and skills will need to be applied to the specifics of each surgical patient to enable the best surgical management and minimize complications. This resource book offers insightful management options to many of the challenges a gynecologic or obstetric surgeon may face before, during or after an operation. Designed to guide the surgeon to safe practice throughout all stages of surgical management, it offers case studies, management options with tips and tricks, and ideas for prevention of complications. Key points and summaries are provided at the end of each chapter for ‘elevator reading’, i.e., quick brushing up of facts on the way to facing a challenge.

Divided into two sections the book first covers general pre, intra and post-operative challenges and second

**Computer Aided Surgery 1st ed. 2016 Edition**  
by Masakatsu Fujie (Editor)

Product Details

Hardcover: 200 pages

Publisher: Springer; 1st ed. 2016 edition (March 6, 2016)

Language: English

ISBN-10: 443155808X

ISBN-13: 978-4431558088 Price: \$189.00

This book presents the latest research advances in the theory, design, control, and application of robot systems intended for a variety of purposes such as manipulation, manufacturing, automation, surgery, locomotion, and biomechanics. Several chapters deal with fundamental kinematics in nature, including synthesis, calibration, redundancy, force control, dexterity, inverse and forward kinematics, kinematic singularities, and over-constrained systems. This book is a compilation of the extended versions of the very best papers selected from the many that were presented at the Asian Conference on Computer-Aided Surgery held September 16–18, 2013, in Tokyo, Japan (ACCAS 2013).

**Biomedical Optics in Otorhinolaryngology: Head and Neck Surgery 1st ed. 2016 Edition**

by Brian J.-F. Wong (Editor), Justus Ilgner (Editor)

Product Details

Hardcover: 403 pages

Publisher: Springer; 1st ed. 2016 edition (January 14, 2016)

Language: English

ISBN-10: 1493917579

ISBN-13: 978-1493917570 Price: \$199.00

Biomedical Optics in Otorhinolaryngology: Head and Neck Surgery gives an overview of current technology in biomedical optics relevant to the field of Otorhinolaryngology and head and neck surgery. It provides a comprehensive source of knowledge for researchers and active clinicians seeking information on the principles and practical use of novel diagnostic and therapeutic technology.

While most books focus exclusively on laser surgery, which has been largely unchanged for the past 15 years, optical diagnostics and head and neck PDT (photodynamic therapy) are usually entirely overlooked. This book contains a basic introduction into the physics of light and its propagation, lasers and low-coherent light sources, and photon-tissue interaction in relation to therapeutic and diagnostic use. The principles of various imaging techniques are also discussed ( i.e. optical coherence tomography in its variations), as well as the principles and practice of lasers for surgical use on the therapeutic side.

## **Enhanced Recovery in Orthopedic Surgery 1st ed. 2016 Edition**

by Tom Wainwright (Editor), Robert Middleton (Editor)

### Product Details

Series: Enhanced Recovery (Book 2)

Hardcover: 180 pages

Publisher: Springer; 1st ed. 2016 edition (February 3, 2016)

Language: English

ISBN-10: 1447145666

ISBN-13: 978-1447145660 Price: \$109.00

This manual will outline and define the use of enhanced recovery pathways within orthopedic settings. The text will provide evidence and examples through case-studies which illustrate how enhanced recovery pathways lead to a reduced length of hospital stay and complications, along with a faster return to normality.

## **Radioguided Surgery: Current Applications and Innovation Directions in Clinical Practice 1st ed. 2016 Edition**

by Ken Herrmann (Editor), Omgo E. Nieweg (Editor), Stephen P. Povoski (Editor)

### Product Details

Hardcover: 480 pages

Publisher: Springer; 1st ed. 2016 edition (January 12, 2016)

Language: English

ISBN-10: 3319260499

ISBN-13: 978-3319260495 Price: \$159.00

This book offers a wide-ranging overview of the state of the art in radioguided surgery, covering methodological aspects, current clinical applications, and the latest innovations. The clinical chapters describe and assess the techniques applicable in respect of a wide range of malignancies, including but not limited to breast cancer, melanoma and other cutaneous malignancies, gynecologic tumors, head and neck malignancies, thyroid cancer, urologic malignancies, colon cancer, gastroesophageal cancer, lung cancer, bone tumors, parathyroid adenomas, and neuroendocrine tumors. Sample cases are presented and accompanying videos facilitate understanding of the described procedures. The section on methodology provides up-to-date information on gamma probes, PET probes, gamma cameras, radionuclides, and radiopharmaceuticals, 3D imaging, image fusion, navigation, and dosimetry. In addition, new technical developments and their translation into clinical practice are extensively reviewed. The authors are all expert imaging specialists and clinicians who offer a multidisciplinary approach, ensuring that the book will hold wide appeal for surgical oncologists and surgeons, nuclear medicine physicians and techno

## Acute Care Surgery and Trauma: Evidence-Based Practice, Second Edition 2nd Edition

by Stephen M. Cohn MD (Editor), Matthew O. Dolich MD (Editor), Kenji Inaba MD (Editor)

### Product Details


Paperback: 730 pages

Publisher: CRC Press; 2 edition (January 12, 2016)

Language: English

ISBN-10: 1482299291

ISBN-13: 978-1482299298 Price:\$199.95



The first edition of this text represented a breakthrough in the discipline by establishing evidence-based guidelines for all practitioners. This fully revised new edition provides readers with up to date information and the highest levels of evidence on which to base their decisions across all aspects of acute surgery and trauma. As with the first edition, this edition presents summary tables of data to allow quick reference and easy interpretation. A unique feature for this new edition is an expert commentary to accompany each specialist chapter, including clinical 'pearls', from senior surgeons in the field.

## ICG Fluorescence Imaging and Navigation Surgery 1st ed. 2016 Edition

by Mitsuo Kusano (Editor), Norihiro Kokudo (Editor), Masakazu Toi (Editor), Masaki Kaibori (Editor)

### Product Details

Hardcover: 383 pages

Publisher: Springer; 1st ed. 2016 edition (January 11, 2016)

Language: English

ISBN-10: 4431555277

ISBN-13: 978-4431555278 Price: \$199.00



This book presents a comprehensive overview and outlook for the future of indocyanine green (ICG) fluorescence navigation surgery, which is attracting clinical interest as a safe and less invasive procedure not only in detecting cerebral vessels, coronary arteries, and biliary trees, but also in identifying sentinel lymph nodes in cancer. The book starts with the characteristics of ICG and photodynamic cameras/endoscopes, followed by detailed descriptions of the applications of ICG fluorescence imaging in various areas such as ocular surgery, neurosurgery, cardiovascular surgery, and plastic surgery. It also covers identifying sentinel lymph nodes in breast cancer as well as cancers of the gastrointestinal tract, and provides valuable information for hepato-biliary-pancreatic surgeons, such as identifying tattooing of liver segments and bile leakage. Written entirely by experts in their respective areas, ICG Fluorescence Imaging and Navigation Surgery offers an essential resource for surgeons operating on cancers and vascular disorders in the brain and cardiovascular systems and in plastic surgery.

**Microvascular Decompression Surgery 1st ed. 2016 Edition**  
by Shi-Ting Li (Editor), Jun Zhong (Editor), Raymond F. Sekula Jr. (Editor)

Product Details

Hardcover: 257 pages

Publisher: Springer; 1st ed. 2016 edition (January 7, 2016)

Language: English

ISBN-10: 9401773653

ISBN-13: 978-9401773652 Price: \$159.00



This book provides an essential update on microvascular decompression (MVD) surgery, which has been widely accepted as an effective remedy for cranial nerve hyperexcitability disorders such as hemifacial spasm, trigeminal neuralgia, glossopharyngeal neuralgia, etc. The authors describe in detail those steps of the process that need the most attention in order to achieve an excellent postoperative outcome, including positioning, craniectomy, approach and identification of the culprit, etc. Though it primarily focuses on surgical principles and technical nuances, the book also addresses the intraoperative electrophysiologic monitoring and pathogeneses of hemifacial spasm and trigeminal neuralgia.

**Complications in Small Animal Surgery 1st Edition**  
by Dominique J. Griffon (Editor), Annick Hamaide (Editor)

Product Details


Hardcover: 992 pages

Publisher: Wiley-Blackwell; 1 edition (January 5, 2016)

Language: English

ISBN-10: 0470959622

ISBN-13: 978-0470959626 Price: \$149.99



Complications in Small Animal Surgery provides a complete reference to diagnosing, managing, and treating surgical complications, with information following a standardized format for ease of use. Presents comprehensive information on diagnosing, managing, and preventing surgical complications using an accessible format Offers a well-defined, thoroughly illustrated format to maximize practical value, with algorithms, tables, practical tips, and many images throughout Covers common and uncommon complications in all body systems Serves as a reference to recent literature relevant to each complication Includes access to a companion website with videos, figures from the book available for download into PowerPoint, and linked references at [www.wiley.com/go/griffon/complications](http://www.wiley.com/go/griffon/complications)

## Master the Wards: Surgery Flashcards 1st Edition

by Niket Sonpal (Author), Conrad Fischer (Author)

### Product Details

Series: Master the Wards

Paperback: 268 pages

Publisher: McGraw-Hill Education / Medical; 1 edition (January 4, 2016)

Language: English

ISBN-10: 007183463X

ISBN-13: 978-0071834636 Price: \$49.00



The perfect way to master the wards and review for shelf and USMLE/COMLEX exams –150 surgery cases in a convenient flashcard format!

Created by Niket Sonpal, MD, and Conrad Fischer, MD, noted educators and bestselling authors of numerous test prep resources, Master the Wards: Surgery Flashcards is a boxed set of 150 expertly crafted study flashcards that help students master high-yield topics and sharpen their clinical decision-making skills so they can excel on the boards, shelf exams, and wards. Produced in full color with clinical photos and designed to conveniently fit into a lab coat pocket, each flashcard includes a clinical vignette and Q&A on diagnosis, physical findings, tests, and treatment. Master Tips highlighting frequently tested items help you stand out on rounds.

## Wide Awake Hand Surgery Pap/Psc Edition

by Donald Lalonde (Editor)

### Product Details

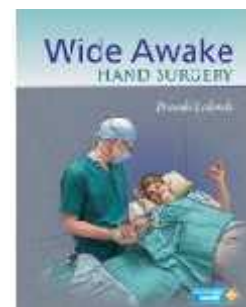
Paperback: 176 pages

Publisher: CRC Press; Pap/Psc edition (January 4, 2016)

Language: English

ISBN-10: 149871479X

ISBN-13: 978-1498714792 Price: \$119.95



A breakthrough in surgery of the hand and upper extremity, wide awake hand surgery (WALANT) can be performed with no preoperative testing, no intravenous insertion, and no monitoring. Like dental procedures, the patient simply gets up and goes home after the procedure. Edited by Don Lalonde the global expert on this technique, and including contributions from international experts, this book focuses on what is different with WALANT - it is assumed that the reader already knows how to perform the procedure under anesthesia.

## **Surgery of Conotruncal Anomalies 1st ed. 2016 Edition**

by Francois Lacour-Gayet (Editor), Edward L. Bove (Editor), Viktor Hraska (Editor), Victor O. Morell (Editor), Thomas L. Spray (Editor)

### Product Details


Hardcover: 655 pages

Publisher: Springer; 1st ed. 2016 edition (December 25, 2015)

Language: English

ISBN-10: 3319230565

ISBN-13: 978-3319230566 Price: \$249.00



This book addresses the most technically demanding but life-changing techniques in the treatment of conotruncal heart defects, as many repairs are performed on small infants. Each chapter reviews surgical anatomy (the anatomical classification that the surgeon is using), preoperative evaluation (the surgeon's check list before doing the surgery), and surgical techniques (clear drawings and videos, minimal text). It is an essential reference book for newly qualified surgeons when performing these complex cases.

Conotruncal heart defects (CTHDs) are a group of complex congenital anomalies of the cardiovascular system that are a major cause of symptomatic cardiac disease at birth. They may account for up to 30% of all congenital cardiac anomalies. In many instances, patients with CHTD are symptomatic in the first days or weeks of life, with severe cyanosis or heart failure, requiring surgery in the neonatal period or in infancy. Most CHTD are today diagnosed in utero by fetal ultrasound. CHTDs are usually defined as malformations of the cardiac outflow tracts and presumably result in disturbance in the development of the cono-truncal apparatus of the embryonic heart, as well as of the primitive aortic arches. CHTDs include the following: truncus arteriosus, tetralogy of Fallot, double outlet right (or left) ventricle, transposition of the arteries, corrected transposition of the great arteries, interrupted aortic arch. The outcomes of CHTD surgery has considerably improved in the past 20 years, with quite fascinating innovations.

## **The Washington Manual of Surgery (Lippincott Manual Series (Formerly known as the Spiral Manual Series)) Seventh Edition**

by Mary E. Klingensmith (Author)

### Product Details

Series: Lippincott Manual Series (Formerly known as the Spiral Manual Series)

Paperback: 1000 pages

Publisher: LWW; Seventh edition (December 24, 2015)

Language: English

ISBN-10: 1496310780

ISBN-13: 978-1496310781 Price:\$69.99



Concise, portable, and user-friendly, The Washington Manual of Surgery, 7th Edition, focuses on the essential information you need to know for successful care of patients with surgical disease. This bestselling reference presents brief, logical approaches to the management of patients with comprehensive surgical problems. Throughout the manual, content has been completely updated, including new review questions, new chapters, and new treatment algorithms. This 7th Edition provides a clear view of the challenges surgical residents face, practical solutions, and expert guidance – all in one convenient and easily accessible source.

## Minimally Invasive Foot & Ankle Surgery First Edition

by Christopher Chiodo (Author), Dr. Eric Bluman MD (Author)

### Product Details

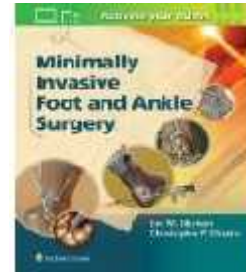
Hardcover: 240 pages

Publisher: LWW; First edition (December 24, 2015)

Language: English

ISBN-10: 1451131615

ISBN-13: 978-1451131611 Price: \$229.99



Stay up to date with the latest minimally invasive foot and ankle surgeries with this second volume in the Minimally Invasive Orthopaedic Surgery series. Clinically focused, concise, and easy to use, Minimally Invasive Foot and Ankle Surgery walks you step by step through more than two dozen commonly performed surgeries designed to reduce patient recovery and rehabilitation time while minimizing risk. International experts in the field share their innovative techniques in an easy-to-follow, consistent format that includes indications, patient positioning, surgical approach and technique, rehabilitation protocol, outcomes, and complications.

## Surgery for Ovarian Cancer, Third Edition 3rd Edition

by Robert E. Bristow (Editor), Beth Y. Karlan (Editor), Dennis S. Chi (Editor)

### Product Details

Paperback: 451 pages

Publisher: CRC Press; 3 edition (December 18, 2015)

Language: English

ISBN-10: 1482236923

ISBN-13: 978-1482236927 Price: \$239.95



Updated and expanded, the third edition of Surgery for Ovarian Cancer focuses on essential techniques for the effective management of ovarian cancer. It reflects the most contemporary science and surgical applications for the management of patients with ovarian cancer and related peritoneal surface malignancies.

This new edition takes a step-by-step approach and includes new intraoperative photographs and videos illustrating surgical procedures. It is principally devoted to the technical aspects of cytoreductive surgery, with chapters divided according to anatomic region. The chapters cover relevant anatomical considerations, surgical challenges specific to each region, and operative approaches and techniques favored by the authors. The list of contributing authors has been expanded from the previous edition and includes international and world-renowned experts from the fields of gynecologic oncology and surgical oncology.



## Lecture Notes: General Surgery 13th Edition with Wiley E-Text Edition

by Harold Ellis (Author), Sir Roy Calne (Author), Christopher Watson (Author)

### Product Details

Series: Lecture Notes

Paperback: 424 pages

Publisher: Wiley-Blackwell; 13th Edition with Wiley E-Text edition (December 21, 2015)

Language: English

ISBN-10: 1118742052

ISBN-13: 978-1118742051 Price: \$47.95



THE GOLDEN JUBILEE EDITION OF A CLASSIC TEXTBOOK, FIRST PUBLISHED IN 1965 General Surgery Lecture Notes continues to be an invaluable, appealing and approachable resource for thousands of medical students and surgical trainees throughout the world. This comprehensive guide focuses on the fundamentals of general surgery, and systematically covers all the clinical surgical problems that a student may encounter and about which they need to know. Fully revised and updated to reflect the rapid changes which are taking place in surgical practice, this 50th anniversary edition: Includes principles of treatment written at student level to aid understanding Features full colour illustrations throughout Includes electronic access to a range of extra material including case studies, images and photographs, and biographies Includes free access to the Wiley E-Text Includes a companion website at [www.lecturenoteseries.com/surgery](http://www.lecturenoteseries.com/surgery) featuring MCQs, SAQs, case studies, images, photographs, and biographies Is a perfect review text for medical students as well as junior surgeons taking the MRCS examination and other postgraduate surgical examinations Trusted by generations of medical students, the clinical emphasis of General Surgery Lecture Notes makes this an essential purchase for all those wishing to learn more about general surgery.

## Master Techniques in Orthopaedic Surgery: The Hand Third Edition

by Thomas J. Graham MD (Author), Steven Maschke MD (Author), Peter Evans MD.PhD (Author)

### Product Details

Series: Master Techniques in Orthopaedic Surgery

Hardcover: 514 pages

Publisher: LWW; Third edition (December 18, 2015)

Language: English

ISBN-10: 1451182783

ISBN-13: 978-1451182781 Price: \$249.99



Master the orthopaedic techniques preferred by today's expert surgeons! The 3rd Edition of this highly regarded title remains your go-to resource for the most advanced and effective surgical techniques for treating traumatic, congenital, inflammatory, neoplastic, and degenerative conditions of the hand. More than 1,000 high-quality photographs and drawings guide you step by step through each procedure, and personal pearls from master surgeons provide operative tips that foster optimal outcomes. 13 new chapters bring you completely up to date with what's new in the field.

## **Emergency Surgery Course (ESC®) Manual: The Official ESTES/AAST Guide 1st ed. 2016 Edition**

by Abe Fingerhut (Editor), Ari Leppäniemi (Editor), Raul Coimbra (Editor), Andrew B. Peitzman (Editor), Thomas M. Scalea (Editor), Eric J. Voiglio (Editor)

### Product Details

Hardcover: 244 pages

Publisher: Springer; 1st ed. 2016 edition (December 15, 2015)

Language: English

ISBN-10: 3319213377

ISBN-13: 978-3319213378 Price: \$109.00

This manual explains how to make the right decisions on the timing and selection of investigations and surgical procedures in emergency and urgent surgical settings and describes the most widely used procedures step by step with the aid of high-quality illustrations. The goal is to address the situations that can arise in almost any emergency department throughout the world, enabling the surgeon on call to acquire or sharpen the knowledge and skills needed to deal with acute surgical problems in the most appropriate way. The reader will gain a sound understanding of the most efficient diagnostic modalities, pre-, intra-, and postoperative decision-making, and surgical techniques and issues in particular circumstances. The manual stems from an initiative by members of the European Society of Trauma and Emergency Surgery (ESTES) and the American Association for the Surgery of Trauma (AAST) to set up and formalize Emergency Surgery Courses to provide specific training in emergency and acute care surgery. It represents a didactic accompaniment to the course that will guide the beginner and maintain a certain degree of standardization among the more experienced.

## **Fundoplication Surgery: A Clinical Guide to Optimizing Results 1st ed. 2016 Edition**

by Ralph W. Aye (Editor), John Hunter (Editor)

### Product Details

Hardcover: 156 pages

Publisher: Springer; 1st ed. 2016 edition (December 10, 2015)

Language: English

ISBN-10: 3319250922

ISBN-13: 978-3319250922 Price:\$109.00

This book is intended for surgeons wanting to take their antireflux practice to an advanced level. It focuses on what experts do in real life, highlights pitfalls in skillful patient selection and fundoplication surgical technique, and addresses how to handle the “curve balls”. It also provides recommendations on obtaining high patient satisfaction and building relationships with referring physicians. It is intended as an “expert” level manual to help readers move to the next level in their practices. From patient assessment and selection, anticipation of perioperative challenges, intraoperative problem-solving and technique, and postoperative management of side-effects, to reducing long-term recurrence rates and resumption of antisecretory medication, these expert authors dig deep to share the pearls of wisdom that make the difference between the average surgeon and the expert.

## Manual Small Incision Cataract Surgery 1st ed. 2016 Edition

by Bonnie An Henderson (Editor)

### Product Details

Hardcover: 190 pages

Publisher: Springer; 1st ed. 2016 edition (December 8, 2015)

Language: English

ISBN-10: 331924664X

ISBN-13: 978-3319246642 Price: \$159.00



This book, in a concise format, explains how to perform manual small incision cataract surgery. The procedure is broken down into the chief elements and described in a step by step manner. Besides the description of the procedure, the book covers indications, necessary supplies, preparation, complication management, and postoperative care. The authors are experts from around the world, and the book will be of value both for surgeons new to this technique and for experienced surgeons who need a review of the procedure. While phacoemulsification surgery has now become the standard of care, understanding how to perform manual extracapsular cataract extractions competently is crucial when faced with complications during phacoemulsification surgery, when operating in a region of the world without access to phacoemulsification or femtosecond lasers, or when a manual approach may be a better choice for the patient.

## International Textbook of Aesthetic Surgery 1st ed. 2016 Edition

by Nicolò Scuderi (Editor), Bryant A. Toth (Editor)

### Product Details


Hardcover: 1072 pages

Publisher: Springer; 1st ed. 2016 edition (January 3, 2016)

Language: English

ISBN-10: 3662465981

ISBN-13: 978-3662465981 Price: \$349.00



This two-volume textbook – the result of wide-ranging collaboration among renowned experts in aesthetic surgery from the Americas and Europe – presents state of the art concepts and techniques from across the entire spectrum of cosmetic surgery. It opens with some of the last writings of two of the giants in the discipline, Fernando Ortiz Monasterio and Daniel Marchac, whose contributions set the tone and standard for the rest of the book. In all, there are ten sections covering every aspect of plastic surgery. A very wide range of surgical procedures that can be utilized by the plastic surgeon in training as well as by the established plastic surgeon are described in detail, and in the case of the face, nonsurgical treatments are also fully considered. Further topics include the history of the specialty, legal issues, and anticipated future developments, including regenerative medicine. Numerous beautiful color photographs and skillfully executed illustrations complement the informative text.

## **Classifications in Surgery in Clinical Practice 1st ed. 2016 Edition**

by Roba Khundkar (Author), Nagham Darhouse (Author)

### Product Details

Paperback: 118 pages

Publisher: Springer; 1st ed. 2016 edition (January 3, 2016)

Language: English

ISBN-10: 1447128486

ISBN-13: 978-1447128489 Price: \$59.95

Learning and understanding classification systems is an integral part of the surgical curriculum and training. They are also common topics for quizzing during ward rounds, in theatre and in exams. Most surgical textbooks will describe some of the classification systems relevant to the topic in discussion, but this is often lost in the depth of the text. The need for such a book is evident by the fact that trainees often have to spend time compiling their own classification lists prior to ward rounds and exams. This is time consuming, thus the lists are generally incomplete and sometimes incorrect. This is the first handbook aimed at junior surgeons, bringing together clinically relevant classification systems in a clear and easily read format. With the present increased attention towards measures to improve quality of surgical training, we feel such a book would be an essential aid at the present time.

## **Percutaneous Renal Surgery: A Practical Clinical Handbook 1st ed. 2016 Edition**

by David R Webb (Author)

### Product Details

Paperback: 254 pages

Publisher: Springer; 1st ed. 2016 edition (December 6, 2015)

Language: English

ISBN-10: 3319228277

ISBN-13: 978-3319228273 Price: \$109.00

This is the first textbook devoted entirely to percutaneous renal surgery. The text explains the basic anatomy, instruments, track dilation and creation, kidney access and surgical treatment of all complex stone scenarios. The book is written in simple sections and is extensively illustrated with more than 250 illustrations. All diagrams have been drawn by the author and reproduced by a professional graphic artist. The book describes the basic techniques, then progresses clinically through to more difficult clinical and surgical scenarios. In this way, it is akin to a “cook book” in style, that is easily referenced and readable. As percutaneous renal surgery is a team effort, the book contains descriptors for ward and theatre technicians and nurses, as well as equipment lists. The book also contains a “do it yourself” six-stage percutaneous renal surgery workshop program. This workshop can be performed in any department practising PCNL. Percutaneous Renal Surgery: A Practical Clinical Handbook represents a practical manual, suitable for medical students, nurses and technicians and is a unique manual for all urology trainees and urologists treating renal stone disease worldwide.

## **Laparoscopic Surgery: Key Points, Operating Room Setup and Equipment 1st ed. 2016 Edition**

by Giusto Pignata (Editor), Umberto Bracale (Editor), Fabrizio Lazzara (Editor)

### Product Details

Paperback: 56 pages

Publisher: Springer; 1st ed. 2016 edition (December 1, 2015)

Language: English

ISBN-10: 3319244256

ISBN-13: 978-3319244259 Price: \$54.99

This book is distinctive in that it is a truly practical guide to use of the laparoscopic approach for the treatment of many abdominal diseases. Rather than simply offering a general description of surgical laparoscopic techniques, it provides the knowledge required in order to introduce basic laparoscopic procedures into daily practice or to commence advanced laparoscopic surgery. For each surgical procedure, key points are highlighted, the necessary equipment is described, and the operating room setup essential to avoid errors or loss of time is explained. Many flow charts, tables, and figures are included to assist fast and intuitive comprehension. The book will be of interest to all of the "actors" in the operating room, including especially surgeons in training, established surgeons, nurses, and anesthetists.

## **Computer-Assisted Musculoskeletal Surgery: Thinking and Executing in 3D 1st ed. 2016 Edition**

by Lucas E. Ritacco (Editor), Federico E. Milano (Editor), Edmund Chao (Editor)

### Product Details

Hardcover: 326 pages

Publisher: Springer; 1st ed. 2016 edition (November 26, 2015)

Language: English

ISBN-10: 3319129422

ISBN-13: 978-3319129426 Price: \$159.00



Computer-Assisted Surgery (CAS) is a new tool for performing complex procedures in a predictable and safe way. This book is designed to serve as a comprehensive review of Computer-Assisted Surgery, covering the current status of both research and applications.

CAS includes Virtual Preoperative Planning (VPP) and Intraoperative Virtual Navigation (IVN), which are a set of technologies used to measure oncological margins in 3-Dimensions (3D), to locate small intraosseous tumors and apply controlled resections preserving anatomical structures. During VPP, patient acquired multimodal images are processed and an interactive virtual scenario is created. This can then be used as a platform to measure oncological distances and preplan osteotomies in safe areas. IVN is a procedure which allows the execution of the VPP with a mean error of less than 3mm.

## **Surgery During Natural Disasters, Combat, Terrorist Attacks, and Crisis Situations** **1st ed. 2016 Edition**

by COL Robert B. Lim (Editor)

### Product Details

Hardcover: 435 pages

Publisher: Springer; 1st ed. 2016 edition (December 1, 2015)

Language: English

ISBN-10: 3319237179

ISBN-13: 978-3319237176 Price: \$99.00

The lessons from this book help surgeons prepare for emergency events that require disaster preparedness usually handled by the United States military, including chemical attacks and massive casualty events. Written by experts in the field perspectives that come from various combat zones and disaster sites, this book highlights the pitfalls to avoid, the organization that is essential for success, and the tips to help perform surgery in the most austere conditions. The book will address situations where surgeons may have to operate on wanted criminals, operate wearing chemical protective equipment, operate in a collapsed building, or even remove an unexploded device. The book includes cases from the battlefield that are designed to guide surgeons facing these scenarios in the civilian world. There are also chapters detailing the lessons learned from the Boston Marathon Bombing, airline disasters, and the Oklahoma City bombing.

## **Functional Mapping of the Cerebral Cortex: Safe Surgery in Eloquent Brain 1st ed.** **2016 Edition**

by Richard W. Byrne (Editor)

### Product Details


Hardcover: 330 pages

Publisher: Springer; 1st ed. 2016 edition (December 1, 2015)

Language: English

ISBN-10: 3319233823

ISBN-13: 978-3319233826 Price: \$129.00



This book provides up-to-date, practical information on functional mapping in order to assist neurosurgeons responsible for safely removing lesions in and around eloquent cortex – one of the greatest challenges in neurosurgery. The roles of pre- and intraoperative mapping techniques are clearly explained, highlighting the advantages and limitations of each tool available to the neurosurgeon. The inclusion of treatment algorithms for applications in specific clinical circumstances ensures that the book will serve as a clear guide to this most complex of neurosurgical problems. To further assist the reader, instructive clinical case examples, accompanied by intraoperative photos and other illustrative material, help to explain the applications of functional mapping of eloquent cortex in different pathologies. Practitioners will find the book to be a ready guide to navigation of the practical decisions commonly faced when operating in eloquent cortex.

## **Shoulder Surgery Rehabilitation: A teamwork approach 1st ed. 2016 Edition**

by Giovanni Di Giacomo (Editor), Silvia Bellachioma (Editor)

### Product Details

Hardcover: 190 pages

Publisher: Springer; 1st ed. 2016 edition (November 30, 2015)

Language: English

ISBN-10: 3319248545

ISBN-13: 978-3319248547 Price: \$159.00

This book aims to equip physiotherapists rehabilitation specialists and orthopedics to provide the best possible care for patients who have undergone surgery for a range of the more common shoulder pathologies, including fractures of the proximal third of the humerus, arthritis and prosthesis of glenohumeral joint, glenohumeral instability, rotator cuff lesions, other athletic injuries of the shoulder. It does so by presenting information on various aspects of the conditions and their surgical treatment and explaining clearly how these are directly relevant to rehabilitation. Among the topics covered are functional anatomy, imaging, treatment indications, surgical techniques and materials, peri- and postoperative complications, and communication with the patient. The book will promote effective teamwork, conducted using the same language, between the surgeon and the rehabilitator, and will facilitate the development and implementation of a rehabilitation program that has the best chance of effecting a speedy and complete recovery in each individual case.

## **Ethical Issues in Anesthesiology and Surgery 1st ed. 2016 Edition**

by Barbara G. Jericho (Editor)

### Product Details

Hardcover: 220 pages

Publisher: Springer; 1st ed. 2016 edition (November 27, 2015)

Language: English

ISBN-10: 3319159488

ISBN-13: 978-3319159485 Price: \$159.00

Each chapter includes an ethical challenge presented as a clinical case scenario that readers may relate to in their daily practice of anesthesiology and surgery. The ethical issues surrounding each chapter's content are examined in an easily understandable manner for the specific target audience to improve the understanding and management of ethical dilemmas in patient care. Informed consent issues for the adult and pediatric patient, perioperative considerations of do-not-resuscitate orders, ethical issues of drug shortages, transplantation ethics, surgical care of patients and futility, conscientious objection, informed consent and disclosure of surgeon experience, and research and publication ethics are included and based on the experience of the Editor and the roster of contributors.

## **Rat Experimental Transplantation Surgery: A Practical Guide 1st ed. 2015 Edition**

by Peter Girman (Editor), Jan Kriz (Editor), Peter Balaz (Editor)

### Product Details

Hardcover: 290 pages

Publisher: Springer; 1st ed. 2015 edition (November 25, 2015)

Language: English

ISBN-10: 3319145584

ISBN-13: 978-3319145587 Price: \$189.00



The aim of the book is to describe tested microsurgical procedures of kidney, pancreas, islets, heart, liver and small bowel transplantation. All procedures written in the book are used in our experimental research laboratory and their description will be provided by an experienced researcher. The book is organized into 'General' and 'Specific' sections. The 'General' section will include principles, doses and available drugs for rat anaesthesia, the surgical anatomy of the rat, a brief review of immunosuppressants used in rat models, a description of basic surgical techniques and blood sampling. The 'Specific' section will include a description of the rat model with the appropriate organ failure relevant to the organ transplantation, which will be followed by a detailed description of the surgical procedure with high quality pictures of key steps. Each chapter will describe 'tips and tricks' including practical advice and recommendations.

## **Midline Skull Base Surgery 1st ed. 2016 Edition**

by Paolo Cappabianca (Editor), Luigi Maria Cavallo (Editor), Oreste de Divitiis (Editor), Felice Esposito

### Product Details

Hardcover: 373 pages

Publisher: Springer; 1st ed. 2016 edition (November 17, 2015)

Language: English

ISBN-10: 3319215329

ISBN-13: 978-3319215327 Price: \$149.00



This richly illustrated book offers detailed, step-by-step guidance on surgical approaches and techniques in patients with midline tumors of the skull base. Access routes are described from both endoscopic and microscopic standpoints, via different approaches, in order to provide a 360-degree overview of contemporary midline skull base surgery. For each pathology, the multiple surgical options and their specific indications are clearly presented, with inclusion of neuroradiological images, an anatomical dissection study and operative images and videos. The book is intended for surgeons who wish to acquire knowledge and experience in skull base surgery employing endoscopic endonasal and microsurgical transcranial techniques. It is exceptional in providing an integrated perspective that encompasses traditional microsurgical approaches and the most recent endoscopic ones, with definition of the indications for and limitations of both options.



## **Cervical Spine: Minimally Invasive and Open Surgery 1st ed. 2016 Edition**

by Pier Paolo Maria Menchetti (Editor)

### Product Details


Hardcover: 251 pages

Publisher: Springer; 1st ed. 2016 edition (November 16, 2015)

Language: English

ISBN-10: 3319216074

ISBN-13: 978-3319216072 Price: \$159.00



This book details the current status of cervical MISS for expert surgeons, young surgeons or clinicians, and residents and fellows with little or no experience on this field of surgery. Because of the involvement of different and highly trained specialists from all over the world, the aim of this book is to satisfy the requirements for knowing the most advanced surgical techniques and their application. Also included are the indications and surgical techniques involving an open standard approach, giving a most exhaustive knowledge of the cervical spine surgery.

Due to the difficulty of finding books with both minimal invasive cervical spine surgery and more conventional standard “open” surgery, the benefit of this book is to permit the surgeons and residents and medical doctors, to have a more complete and immediate knowledge of the topics. Due to the scientific multidisciplinary nature of the MISS, several professionals such as orthopedic surgeons, neurosurgeons, radiologists, anesthesiologists and pain management specialists, have been involved in order to create a book in which all the aspects of MISS have been treated.

## **Endoscopic Surgery of the Lacrimal Drainage System Hardcover – November 26, 2015**

by Livio Presutti (Editor), Francesco Mattioli (Editor)

### Product Details

Hardcover: 99 pages

Publisher: Springer; 1st ed. 2016 edition (November 26, 2015)

Language: English

ISBN-10: 331920632X

ISBN-13: 978-3319206325 Price:\$79.99



This manual covers all aspects of endoscopic surgery of the lacrimal drainage system. Step-by-step descriptions are provided of endoscopic dacryocystorhinostomy (DCR) and its use in revision surgery, accompanied by numerous helpful photographs and anatomical drawings. In addition, clear flow charts are included to aid in diagnostic and surgical decision making and identify surgical indications. Essential information is provided on anatomy, physiology and pathology and an individual chapter is devoted to imaging of the lacrimal drainage system. Further topics include lacrimal probes and stents, potential complications of surgery, and endoscopic DCR in the pediatric age group. This book will assist the practitioner in negotiating the steep learning curve involved in gaining the skills needed to perform endoscopic surgery of the lacrimal drainage system, which offers significant advantages in terms of avoidance of external incisions and maintenance of the lacrimal pump.

## **Controversies in Thyroid Surgery 1st ed. 2016 Edition**

by John B. Hanks (Editor), William B. Inabnet III (Editor)

### Product Details


Hardcover: 233 pages

Publisher: Springer; 1st ed. 2016 edition (November 12, 2015)

Language: English

ISBN-10: 3319205226

ISBN-13: 978-3319205229 Price: \$109.00



This book encompasses many different diagnoses as well as several specialties of practicing surgeons in the United States. Over the last ten years many advances have been made in preoperative assessment including imaging and diagnostic techniques, operative approaches including “minimally invasive” and robotic surgery, and post operative care. *Controversies in Thyroid Surgery* explores some of the controversies that arise as the result of these new findings and applications. The book is divided into the two categories of benign diagnosis and cancer topics. Both of these areas lend themselves to separate analysis of specific problems in the areas mentioned above. The text reviews recent data about advances in diagnostic techniques as well as outcomes with specific regards to the newer operative techniques. The textbook will serve as a resource for medical and surgical colleagues involved in the treatment of a wide variety of thyroid diseases. Authors that are experts in their field and have published extensively provide balanced and non-biased views of topics that are admittedly controversial. *Controversies in Thyroid Surgery* will be of great value and utility to practicing endocrinologists, general surgeons and otolaryngologists.

## **Academic Global Surgery (Success in Academic Surgery) 1st ed. 2016 Edition**

by Mamta Swaroop (Editor), Sanjay Krishnaswami (Editor)

### Product Details

Series: Success in Academic Surgery

Paperback: 160 pages

Publisher: Springer; 1st ed. 2016 edition (November 20, 2015)

Language: English

ISBN-10: 3319142976

ISBN-13: 978-3319142975 Price: \$69.99

This seventh book in the series of Success in Academic Surgery look to sustain the field and facilitate the next generation of leaders in Academic Global Surgery. It brings together a catalogue of current knowledge, needs, and pathways to a career in the field.

Academic Global Surgery involves educational, research and clinical collaborations between academic humanitarian surgeons in high-income countries (HIC), their low and middle-income country (LMIC) partners and their respective academic institutions. The goal of these collaborations is improving understanding of surgical disease, and increasing access to and capacity for surgical care in resource-poor regions.

## **Vitreoretinal Surgery: Strategies and Tactics 1st ed. 2016 Edition**

by Ferenc Kuhn (Author)

### Product Details

Hardcover: 551 pages

Publisher: Springer; 1st ed. 2016 edition (December 8, 2015)

Language: English

ISBN-10: 331919478X

ISBN-13: 978-3319194783 Price: \$249.00



This book is exceptional in explaining not only when and how but also why vitrectomy is performed – an additional focus that will help trainee surgeons to develop their own critical thinking. Uniquely, the book's first part describes “the life of the vitreoretinal surgeon” to help residents decide whether the field is indeed suitable for them, and if yes, how they can chart their own course in the absence of a formal fellowship program.

The second and third parts discuss the fundamentals in VR surgery, such as the general philosophy underlying vitrectomy, equipment, examination, timing, anesthesia, the surgeon's posture, and the organization of the operating room. The final two parts are dedicated to surgical strategy and tissue tactics, reviewing the principles of surgical maneuvers and the practical sides of diagnosis-specific issues. An appendix is also included, which offers additional guideposts for the aspiring trainee surgeon, including a description of how an ideal mentor should act in surgery. The book is written in an easy-to-follow format with bullet points and text boxes, and has well over 250 color images and line drawings as well as over 60 tables.

## **Robotic Approaches to Colorectal Surgery 1st ed. 2015 Edition**

by Howard Ross (Editor), Sang W. Lee (Editor), Bradley J. Champagne (Editor), Alessio Pigazzi (Editor), David E. Rivadeneira (Editor)

### Product Details


Hardcover: 293 pages

Publisher: Springer; 1st ed. 2015 edition (November 9, 2015)

Language: English

ISBN-10: 3319091190

ISBN-13: 978-3319091198 Price: \$129.00



This book examines the considerations, drawbacks, and advancements minimally invasive techniques have provided in the evaluation, management, and outcomes across a broad range of colorectal disease and procedures.

## Multimodal Treatment of Recurrent Pelvic Colorectal Cancer (Updates in Surgery)

1st ed. 2016 Edition

by Giovanni Romano (Editor)

### Product Details

Series: Updates in Surgery


Hardcover: 195 pages

Publisher: Springer; 1st ed. 2016 edition (December 6, 2015)

Language: English

ISBN-10: 8847057663

ISBN-13: 978-8847057661 Price: \$159.00



This book analyzes all aspects of modern multimodal treatment of locally recurrent rectal cancer in the pelvis in order to offer a panoramic overview of the different therapeutic options and enable the reader to balance their benefits and drawbacks. Indications for surgery and the surgical techniques themselves, including reconstruction techniques after major exenterative surgery, are clearly described and evaluated. The role of new imaging tools, such as MRI and PET-CT, in staging recurrences and guiding therapy is assessed and detailed consideration is given to the use of neoadjuvant and iterative radiotherapy and the indications for systemic chemotherapy. Morbidity, mortality, oncologic outcomes, and quality of life issues are carefully analyzed and options for pain control and palliation are examined. Finally, a national survey is presented on the state of the art in the surgical treatment of locally recurrent rectal cancer in Italy. While there has been a dramatic fall in the incidence of local pelvic recurrences, their treatment remains a major clinical challenge which requires a multidisciplinary approach and careful selection of the most appropriate strategy in each case. This book will aid practitioners in making the correct decisions in individual patients.

## The Adult Hip 3-Volume Package: Arthroplasty and its Alternatives and Hip Preservation Surgery Pck Edition

by John J. Callaghan (Author), John Clohisy MD (Author), Paul Beaule MD (Author), Craig DellaValle MD (Author), Aaron G. Rosenberg MD (Author), Harry E. Rubash MD (Author)

### Product Details

Hardcover

Publisher: LWW; Pck edition (November 6, 2015)

Language: English

ISBN-10: 1496321960

ISBN-13: 978-1496321961



Overcome any clinical challenge in adult hip surgery with The Adult Hip. In this monumental three-volume orthopaedics reference, a “who’s who” of preeminent authorities address every aspect of open and arthroscopic hip surgery, equipping you to effectively manage a full range of adult hip surgery patients and achieve optimal outcomes

## **Primary, Secondary and Tertiary Hyperparathyroidism: Diagnostic and Therapeutic Updates (Updates in Surgery) 1st ed. 2016 Edition**

by Guido Gasparri (Editor), Michele Camandona (Editor), Nicola Palestini (Editor)

### Product Details

Series: Updates in Surgery

Hardcover: 250 pages

Publisher: Springer; 1st ed. 2016 edition (December 4, 2015)

Language: English

ISBN-10: 8847057574

ISBN-13: 978-8847057579 price: \$159.00



This practice-oriented book provides a comprehensive and up-to-date review of the history, surgical anatomy, etiology, pathogenesis, clinical presentation and treatment of primary, secondary, and tertiary hyperparathyroidism. The coverage is wide ranging, encompassing, for example, innovations in both medical and surgical treatment, current indications for parathyroidectomy, the role and performance of minimally invasive surgery, the value of intraoperative parathyroid hormone monitoring and guidance on reoperations. Individual chapters are devoted to particular conditions and disease settings, including multiple endocrine neoplasia types 1 and 2 and parathyroid carcinoma, with provision of information on genetic testing, clinical manifestations and therapy. All aspects of secondary hyperparathyroidism in predialysis and dialysis patients are discussed. The book is endorsed by the Italian Society of Surgery. It will be of great value for endocrine surgeons and endocrinologists and will also be of interest to specialists in internal medicine, nephrologists, urologists, gynecologists and radiologists.

## **The Adult Hip: Hip Arthroplasty Surgery Third, In Two Volumes Edition**

by John J. Callaghan (Editor), Aaron G. Rosenberg MD (Editor), Harry E. Rubash MD (Editor), John Clohisy MD (Editor), Paul Beaulé MD (Editor), Craig DellaValle MD (Editor)

### Product Details


Hardcover: 1624 pages

Publisher: LWW; Third, In Two Volumes edition (November 6, 2015)

Language: English

ISBN-10: 1451183690

ISBN-13: 978-1451183696 Price: \$399.99



Overcome any clinical challenge in adult hip surgery with The Adult Hip. In this monumental two-volume orthopaedics reference, a “who’s who” of preeminent authorities address every aspect of open and arthroscopic hip surgery, equipping you to effectively manage a full range of adult hip surgery patients and achieve optimal outcomes.

## **Complications in Laparoscopic Surgery: A Guide to Prevention and Management Hardcover – November 3, 2015**

by Cavit Avci (Editor), José M. Schiappa (Editor)

### Product Details


Hardcover: 118 pages

Publisher: Springer; 1st ed. 2016 edition (November 3, 2015)

Language: English

ISBN-10: 3319196227

ISBN-13: 978-3319196220 Price: \$79.99



This book is a detailed guide to the intra- and postoperative complications that may arise during the most frequently used laparoscopic techniques, with explanation of how and at what point in time they may arise, what can be done to avoid them, and how to deal with them if they do occur. Individual chapters, each written by an expert in the area, focus on the complications associated with the creation of pneumoperitoneum, laparoscopic cholecystectomy, laparoscopic management of gastroesophageal reflux disease, colorectal laparoscopic surgery, minimally invasive spleen surgery, and laparoscopic hernia repair (TAPP and TEP). Attention is drawn to useful tips and tricks and to the most critical points in surgical procedures, with a view to optimizing performance of techniques and avoiding pitfalls and complications. The concise, didactic text is enriched with informative drawings and photos and also with short video clips, available to the reader online, that will aid understanding. The book will be of value both for surgical residents and for more experienced surgeons.

## **Clinical Diagnosis in Plastic Surgery 1st ed. 2016 Edition**

by Ron Hazani (Editor), Mohamed Amir Mrad (Editor), David Tauber (Editor), Jason Ulm (Editor), Alan Yan (Editor), Michael J. Yaremchuk (Editor)

### Product Details

Hardcover: 156 pages

Publisher: Springer; 1st ed. 2016 edition (November 30, 2015)

Language: English

ISBN-10: 3319170937

ISBN-13: 978-3319170930 Price: \$109.00

This book systematically presents a collection of entities, syndromes, and diseases that are diagnosed and treated by plastic surgeons, hand surgeons, otolaryngologists, oral surgeons, and dermatologists. The goal is to document an extensive array of signs and visual clues that are critical to the diagnostic process, thereby enhancing the clinician's ability to identify relevant diagnostic features and make correct diagnoses. Skill in recognizing deformities and disease processes by observation is of vital importance in plastic surgery, which is very much a visual surgical specialty. In drawing together key diagnostic signs, this book will spare readers the onerous task of searching through endless resources, books, and websites. A helpful appendix details the various classification systems used in the book with the aid of appropriate diagrams. Clinical Diagnosis in Plastic Surgery is intended for students, residents, practicing physicians, and surgeons in all of the affiliated fields of plastic surgery.

## **Aesthetic Plastic Surgery of the Abdomen 1st ed. 2016 Edition**

by Alberto Di Giuseppe (Editor), Melvin A. Shiffman (Editor)

### Product Details

Hardcover: 556 pages

Publisher: Springer; 1st ed. 2016 edition (November 1, 2015)

Language: English

ISBN-10: 3319200038

ISBN-13: 978-3319200033 Price: \$249.00

This comprehensive book covers anatomy, recent techniques, postoperative care, possible complications and outcomes in aesthetic surgery of the abdomen. The extensive section on aesthetic procedures includes many important innovations in abdominoplasty. Detailed consideration is also given to the various potential complications, with guidance on their prevention, diagnosis, and management. The book is written by acknowledged experts in the topics on which they write. It will be of value for residents and fellows and more experienced surgeons in the fields of plastic surgery, general surgery, cosmetic surgery and general surgery.

## **Glenn's Urologic Surgery Eighth Edition**

by Sam D. Graham Jr. MD (Author), Thomas E. Keane MD (Author)

### Product Details

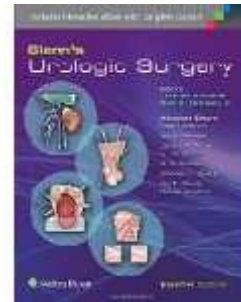
Hardcover: 992 pages

Publisher: LWW; Eighth edition (October 23, 2015)

Language: English

ISBN-10: 1451191464

ISBN-13: 978-1451191462 Price: \$279.99



A comprehensive but concise textbook focused on surgical procedures, established for over 30 years as a must-have surgical reference for resident and practicing urologists. Chapters are heavily illustrated and progress from Diagnosis to Indications for Surgery, to brief sections on Alternative Therapies, and then to detailed sections on surgical technique before closing with a discussion of outcomes as found in the literature. Each section will open with a thoroughly illustrated description of relevant anatomy.

## **Atlas of Endoscopic Plastic Surgery 1st ed. 2016 Edition** by Edoardo Raposio (Editor)

### Product Details


Hardcover: 138 pages

Publisher: Springer; 1st ed. 2016 edition (September 16, 2015)

Language: English

ISBN-10: 3319194607

ISBN-13: 978-3319194608 Price: \$199.00



Concentrating on technique, which is explained and illustrated in detail, this book is written by worldwide experts and provides detailed, step-by-step instructions on how to perform state-of-the-art endoscopic surgical techniques in the complex Plastic Surgery field. More than 300 high-quality photos help clarify complex techniques throughout the book.

## **Advanced Glaucoma Surgery (Essentials in Ophthalmology) 1st ed. 2015 Edition** by Ahmad A. Aref (Editor), Rohit Varma (Editor)

### Product Details

Series: Essentials in Ophthalmology

Hardcover: 138 pages

Publisher: Springer; 1st ed. 2015 edition (October 13, 2015)

Language: English

ISBN-10: 3319180592

ISBN-13: 978-3319180595 Price: \$159.00



This text provides expert instruction on the techniques currently employed for the surgical treatment of glaucomatous disease, covering both the host of novel microinvasive devices for treatment of milder stages and the refined strategies that enhance success rates in patients with advanced disease. The critical steps in each procedure are clearly described with the aid of many high-quality illustrations and surgical videos. Pearls and pitfalls of the various techniques are highlighted, and helpful information is provided on indications, preoperative considerations, potential intra- and postoperative complications, and strategies for reducing the incidence of such adverse events. Each treatment method is addressed in a dedicated stand-alone chapter, ensuring ease of reference for the practitioner. Readers will find this book, written by internationally recognized experts in the field, to be an exceptional source of up-to-date information on advanced glaucoma surgical techniques.



## Heal Your Hips, Second Edition: How to Prevent Hip Surgery and What to Do If You Need It Paperback – October 13, 2015

by Lynda Huey (Author), Robert Klapper M.D. (Author)

### Product Details

Paperback: 352 pages

Publisher: Wiley; 2 edition (October 13, 2015)

Language: English

ISBN-10: 1630267562

ISBN-13: 978-1630267568 Price: \$17.95



The best-selling guide to hip health is now new and improved.

When Heal Your Hips was first published in 1999, its practical and long-overdue guidance was a revelation for the millions enduring the pain of hip deterioration and injury. This updated edition of Heal Your Hips includes even more groundbreaking content. Fundamental concepts from the original are still included, such as innovative preventative and rehabilitative measures and step-by-step exercises with instructional images. The up-to-date version now includes many breakthroughs in the orthopedic field including the author's own KlapperVision®—using common household objects to explain intricate anatomical structures in a way accessible to anyone. The result is the same: Heal Your Hips is still the only comprehensive hip health guide you will ever need.

## Pack of Oxford Handbook of Clinical Medicine 9e and Oxford Handbook of Clinical Surgery 4e (Oxford Medical Handbooks) 9 Pck Edition

by Murray Longmore (Author), Ian Wilkinson (Author), Andrew Baldwin (Author), Greg McLatchie (Editor), Neil Borley (Editor), Joanna Chikwe (Editor)

### Product Details

Series: Oxford Medical Handbooks

Flexibound: 1752 pages

Publisher: Oxford University Press; 9 Pck edition (October 6, 2015)

Language: English

ISBN-10: 0198758200

ISBN-13: 978-0198758204 Price: 85.00 USD



The Oxford Handbook of Clinical Medicine 9e and the Oxford Handbook of Clinical Surgery 4e are bundled together in a pack that represents excellent value. These bestselling handbooks serve as the ultimate guide to the practice and philosophy of medicine and provide an accessible overview of key surgical principles, techniques and procedure.

## **Obesity, Bariatric and Metabolic Surgery: A Practical Guide 1st ed. 2015 Edition** by Sanjay Agrawal (Editor)

### Product Details

Hardcover: 736 pages

Publisher: Springer; 1st ed. 2015 edition (September 9, 2015)

Language: English

ISBN-10: 3319043420

ISBN-13: 978-3319043425 Price: \$299.00



Written by leading experts from all across the globe, this comprehensive yet concise textbook offers up-to-date summary in the field of Obesity and its Surgical Management for a wide range of healthcare professionals involved within a Bariatric Multidisciplinary Team including Surgeons, Dieticians, Metabolic Physicians, Anaesthesiologists, Psychologists, Psychiatrists, Radiologists and Nursing staff. The book also serves as a reference manual for General Physicians, General Surgeons & General Practitioners.

## **Master Techniques in Surgery: Vascular Surgery: Arterial Procedures First Edition** by R. Clement Darling III (Author), C. Keith Ozaki (Author)

### Product Details

Series: Master Techniques in Surgery

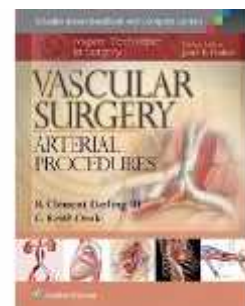
Hardcover: 488 pages

Publisher: LWW; First edition (October 2, 2015)

Language: English

ISBN-10: 1451191618

ISBN-13: 978-1451191615 Price: \$259.99



Take your surgical skills to the next level with Vascular Surgery: Arterial Procedures, a volume in the Master Techniques in Surgery Series! This clinical reference provides the richly illustrated guidance you need to perfect a full range of arterial techniques in vascular surgery, avoid and manage complications, and achieve optimal outcomes.

## **Oxford Handbook of Clinical Surgery 4e and Handbook of Operative Surgery 2e (Oxford Medical Handbooks) 4 Pck Edition**

by Greg McLatchie (Author, Editor), David Leaper (Author), Neil Borley (Editor), Joanna Chikwe

### Product Details

Series: Oxford Medical Handbooks

Flexibound: 1728 pages

Publisher: Oxford University Press; 4 Pck edition (October 27, 2015)

Language: English

ISBN-10: 0198758006

ISBN-13: 978-0198758006 Price: \$92.50



Two titles from the bestselling Oxford Handbook and Oxford Specialist Handbook series are available together in this great value pack.

This bestselling Oxford Handbook of Clinical Surgery has been thoroughly revised for the new edition to include brand new chapters on Paediatric Orthopaedics and Common Surgical Procedures, as well as new presentations, illustrations, and new anatomy and emergency indexes to aid quick reference. It is an invaluable tool for junior surgical trainees, medical students, nursing, paramedical, and rehabilitat

## **Limb Lengthening and Reconstruction Surgery Case Atlas: Trauma Foot and Ankle 1st ed. 2015 Edition**

by S. Robert Rozbruch (Editor), Reggie C. Hamdy (Editor)

### Product Details

Paperback: 600 pages

Publisher: Springer; 1st ed. 2015 edition (September 29, 2015)

Language: English

ISBN-10: 3319180274

ISBN-13: 978-3319180274 Price: \$349.00



Consisting of case studies contributed by both domestic and international leaders in the field, this is an invaluable resource for all orthopedic surgeons and researchers and practitioners of limb lengthening, deformity correction and the Ilizarov method. Comprehensive yet accessible, this volume covers injuries to the foot and ankle as well as orthopedic trauma, from foot and ankle fusions and clubfoot correction to femoral and tibial reconstruction. Each of the unique cases includes color photographs and radiographs from before, during and after surgery and will follow a consistent chapter structure which outlines a brief clinical history of the case, preoperative problem list, treatment strategy, basic principles, technical pearls and how to avoid and manage complications and subsequent problems. Suggested readings round out each case. A comprehensive presentation of techniques is featured, including external fixation, internal fixation, combination approaches and fully implantable limb lengthening nails. This case-based approach is an efficient and thorough way to learn this exciting new frontier in orthopedic surgery.

## Atlas of Neurotologic and Lateral Skull Base Surgery 1st ed. 2016 Edition

by John S. Oghalai (Author), Colin LW Driscoll (Author)

### Product Details

Hardcover: 325 pages

Publisher: Springer; 1st ed. 2016 edition (October 17, 2015)

Language: English

ISBN-10: 3662466937

ISBN-13: 978-3662466933 Price: \$249.00



Long awaited, this fine surgical atlas covers all aspects of neuro-otology and lateral skull base procedures in comprehensively in detail. The lavishly illustrated step-by-step guide is written by two American experts to ensure continuity between topics. The text is highly structured with step-by-step explanation of each surgical procedure and TIPS and TECHNIQUES sections as well as a PEARLS section in each chapter. More than 200 superb artwork illustrations describe each surgical procedure with nearly 600 additional intraoperative pictures with CT and MRI images to teach specific case examples. This offers a complete educational experience for the skull base surgeon in training and a thorough reference for the experienced surgeon.

## Smith and Nesi's Ophthalmic Plastic and Reconstructive Surgery 3rd ed. 2012 Edition (in stock)

by Evan H. Black (Editor), Frank A. Nesi (Editor), Christopher J. Calvano (Editor), Geoffrey Gladstone (Editor), Mark R. Levine (Editor)

### Product Details

Hardcover: 1330 pages

Publisher: Springer; 3rd ed. 2012 edition (March 19, 2012)

Language: English

ISBN-10: 1461409705

ISBN-13: 978-1461409700 price: \$349.00



Smith and Nesi's Ophthalmic Plastic and Reconstructive Surgery, Third Edition has taken the best of the field's classic reference text and expanded upon it, continuing its reputation as the foremost guide to the subspecialty. Every practitioner of plastic and reconstructive surgery will find useful information in this comprehensive, in-depth text, including an update on the changes and advances of the last several years and a new section on pediatric consideration. Detailed chapters on ophthalmic anatomy are also included, as well as sections on eyelid dermatology, socket surgery, and cosmetic surgery. Every consideration has been made by Dr. Nesi and his co-editors to cover every aspect important to the ophthalmic plastic surgeon.

## Srb's Manual of Surgery 4th Edition (in stock)

by Sriram Bhat (Author)

### Product Details

Hardcover: 1350 pages

Publisher: Jaypee Brothers Medical Pub; 4 edition (March 30, 2013)

Language: English

ISBN-10: 9350259443

ISBN-13: 978-9350259443 Price: \$96.00



The fourth edition of SRB's Manual of Surgery brings trainee surgeons fully up to date with the latest procedures and techniques in general surgery. Each chapter examines both common and uncommon disorders that may occur in different parts of the body and the surgical procedures used to treat them. Malignancies are covered in greater detail in the new edition, discussing staging and current oncological trends. This 1336pp comprehensive manual includes 2200 full colour clinical photographs with detailed explanations, as well as boxes highlighting key physical signs to assist learning. The previous edition published in 2010. Key points \*1350pp new edition bringing trainees up to date with latest procedures and techniques in general surgery \* Discusses common and less common conditions in all parts of the body \* Greater coverage of malignancies in the fourth edition \*2200 full colour clinical photographs with explanations \* Includes key learning boxes highlighting physical signs \* Previous edition published in 2010

## Master Techniques in General Surgery: Breast Surgery (Master Techniques in Surgery) 1 Har/Psc Edition (in stock)

by Kirby I. Bland MD (Editor), V. Suzanne Klimberg MD (Editor)

### Product Details

Series: Master Techniques in Surgery

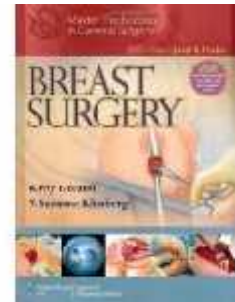
Hardcover: 400 pages

Publisher: LWW; 1 Har/Psc edition (December 10, 2010)

Language: English

ISBN-10: 1605474282

ISBN-13: 978-1605474281 Price: \$259.99



Master Techniques in General Surgery: Breast Surgery is the first volume of a new series that presents common and advanced procedures in the major subspecialties of general surgery. The series is overseen by Josef E. Fischer, MD, editor of the classic two-volume reference Mastery of Surgery.

Master Techniques in General Surgery: Breast Surgery is written by acknowledged master surgeons, emphasizes surgical procedures, and is lavishly illustrated with original full-color drawings. The contributors fully explain their preferred techniques in step-by-step, thoroughly illustrated detail, assess indications and contraindications, offer guidelines on preoperative planning, and discuss outcomes, complications, and follow-up.

## **Greenfield's Surgery: Scientific Principles & Practice (Mulholland, Greenfield's Surgery) Fifth Edition (in stock)**

by Michael W. Mulholland MD PhD (Editor), Keith D. Lillemoe MD (Editor), Gerard M. Doherty MD (Editor), Ronald V. Maier MD (Editor), Diane M. Simeone MD (Editor), Gilbert R. Upchurch Jr. MD

### Product Details

Series: Mulholland, Greenfield's Surgery


Hardcover: 2112 pages

Publisher: LWW; Fifth edition (October 25, 2010)

Language: English

ISBN-10: 1605473553

ISBN-13: 978-1605473550 Price : \$229.99



The Fifth Edition of Greenfield's Surgery has been thoroughly revised, updated, and refocused to conform to changes in surgical education and practice. Reflecting the increasingly clinical emphasis of residency programs, this edition features expanded coverage of clinical material and increased use of clinical algorithms. Key Points open each chapter, and icons in the text indicate where Key Points are fully discussed. Many of the black-and-white images from the previous edition have been replaced by full-color images.

## **Bedside Clinics in Surgery: Long and Short Cases, Surgical Problems, X-rays, Surgical Pathology, Preoperative Preparations, Minor Surgical Procedures, Instruments, Operative Surg 2nd Edition (in stock)**

by Makhan Lal Saha (Author), N. Chintamani (Foreword), Manoj Kumar Bhaattacharya (Foreword)

### Product Details


Paperback: 1115 pages

Publisher: Jaypee Brothers Medical Pub; 2 edition (March 2014)

Language: English

ISBN-10: 9350906457

ISBN-13: 978-9350906453



This second edition brings trainees fully up to date with the latest advances in general surgery. Each section has been fully revised and covers numerous disorders within each specialty. The new edition features an additional section on surgical anatomy and an extended section on operative surgery. More than 800 clinical photographs, X-rays, diagrams and figures enhance learning. Colour images illustrate clinical signs and instruments for laparoscopic surgery, with schematic diagrams used in the first edition, now replaced by photographs. Key points \* Second edition presenting recent advances in general surgery \* Fully revised with addition of two new sections \* Includes more than 800 clinical photographs and diagrams \* Previous edition published in 2004

**Fundamentals of Surgical Practice: A Preparation Guide for the Intercollegiate  
MRCS Examination (Cambridge Medicine) 3rd Edition (in stock)**  
by Andrew Kingsnorth (Editor), Douglas Bowley (Editor)

Product Details

Series: Cambridge Medicine


Paperback: 678 pages

Publisher: Cambridge University Press; 3 edition (May 16, 2011)

Language: English

ISBN-10: 0521137225

ISBN-13: 978-0521137225 Price:\$124.99



This extensively revised and updated edition of Fundamentals of Surgical Practice is a key surgical textbook for the intercollegiate MRCS examination. Mirroring the entire new syllabus, it offers trainees a clear understanding of the core knowledge required for examination success and incorporates new material reflecting recent developments and the new examination. Designed to achieve maximum efficiency in learning, the content provides ample detail with key points and suggestions for further reading. In addition to a detailed index, each chapter has its own table of contents to enhance ease of use. The contributors are acknowledged experts, many of whom are recognised in their fields as innovators, practical clinicians, and Royal College examiners. This text is indispensable for the new trainee and provides established surgeons and other healthcare professionals working in the surgical environment with a modern, authoritative overview of the key areas of surgical practice.

**Arriving at a Surgical Diagnosis 1st Edition (in stock)**  
by Pramod Shrikrishna Bapat (Author)

Product Details

Paperback: 1022 pages

Publisher: Jaypee Brothers Medical Pub; 1 edition (May 2013)

Language: English

ISBN-10: 9350258102

ISBN-13: 978-9350258101 Price:\$27.82



This book is a comprehensive guide to clinical diagnosis. Divided into five sections - general surgery, urogenital cases, neurosurgery, trauma, and paediatric surgery - each chapter describes a different disorder or disease. Each condition is presented in a systematic, step by step manner, beginning with an overview of its physiology, pathology and clinical features, then its symptoms, history-taking, examination and differential diagnosis. This highly useful manual presents students with an understanding of how to analyse clinical data in order to reach a diagnosis. More than 367 flow charts, tables and photographic illustrations enhance learning. Key points \* Comprehensive guide to clinical diagnosis \* Numerous disorders described in a systematic approach helping students analyse clinical data to reach a diagnosis \* History-taking presented in questionnaire format \* Includes more than 367 flow charts, tables and photographic illustrations

## Differential Diagnosis in Surgery 1st Edition (in stock)

by Mahmoud. M.D., Ph.D. Sakr (Author)

### Product Details


Paperback: 563 pages

Publisher: Jaypee Brothers Medical Pub; 1 edition (March 2014)

Language: English

ISBN-10: 9350909820

ISBN-13: 978-9350909829



This manual is a comprehensive guide to differential diagnosis in surgery. Divided into fifteen sections, it covers numerous different disorders including swellings, ulcers, constipation, jaundice and gangrene. Emphasis is placed on the importance of history taking, physical examination and investigations, to help students differentiate between possible physical and clinical signs and make an accurate diagnosis. Presented in a quick reference, bullet point format, this book includes more than 250 clinical photographs, figures, tables and flow charts. Key points \* Comprehensive guide to differential diagnosis in surgery \* Covers numerous disorders \* Emphasis on history taking, physical examination and investigations for accurate diagnosis \* Includes more than 250 photographs, figures, tables and flow charts

## Arterial Surgery (Step By Step) 1 Min Pap/ Edition (in stock)

by Piush Choudhry (Author)

### Product Details

Series: Step By Step

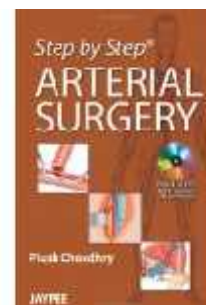
Paperback: 69 pages

Publisher: Jaypee Brothers Medical Pub; 1 Min Pap/ edition (August 2013)

Language: English

ISBN-10: 9350905108

ISBN-13: 978-9350905104 Price: \$18.51



Part of the Step by Step series, this book is a concise guide to arterial surgery for residents and fellows. Divided into six sections, it describes the diagnosis and surgical management of arterial diseases in different parts of the body. This useful guide includes detailed illustrations and a CD ROM image bank of clinical photographs, as well as an extensive bibliography section for further reading. Key points \* Concise guide to arterial surgery for residents and fellows \* Covers diagnosis and surgical management of arterial diseases encountered in all parts of the body \* Includes CD ROM image bank of clinical photographs \* Extensive bibliography for further reading



## Vascular Surgery Made Easy [With 3 Dvdroms] (Made Easy (Jaypee Publishing))

Pap/Dvdr Edition (in stock)

by Manohar B. Kalbande (Author)

### Product Details

Series: Made Easy (Jaypee Publishing)


Paperback: 219 pages

Publisher: Jaypee Brothers Medical Publishers; Pap/Dvdr edition (May 1, 2013)

Language: English

ISBN-10: 9350903946

ISBN-13: 978-9350903940 Price: \$42.00



Vascular surgery is a specialty of surgery in which diseases of arteries and veins are managed by medical therapy, minimally invasive catheter procedures and surgical reconstruction. This book is a concise guide to vascular surgery. Written in simple, easy to understand language, it addresses routine vascular problems encountered in daily practice. Bringing clinicians up to date with the most recent techniques, this easy reference emphasises the latest investigative modalities including duplex ultrasound imaging, CT angiography with 3D reconstruction, MR angiography and Intravascular Ultrasound (IVUS). Enhanced by more than 100 full colour images and illustrations, this useful text includes three DVDs demonstrating common vascular surgery procedures. Key points \* Concise, easy to understand guide to vascular surgery \* Emphasis on investigative modalities \* Features more than 100 full colour images and illustrations \* Includes three DVDs demonstrating common procedures